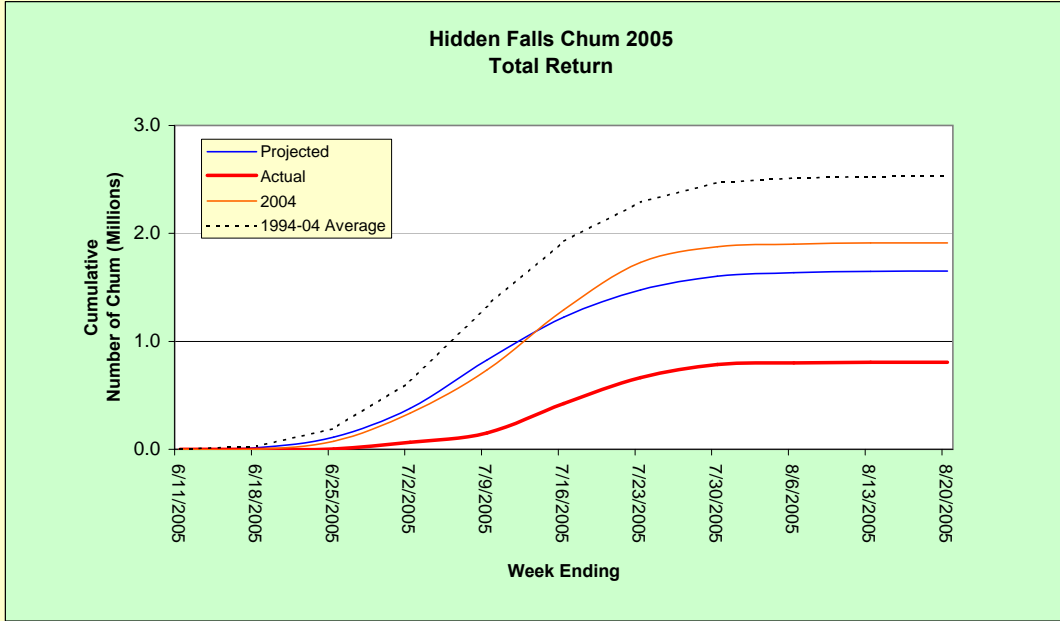
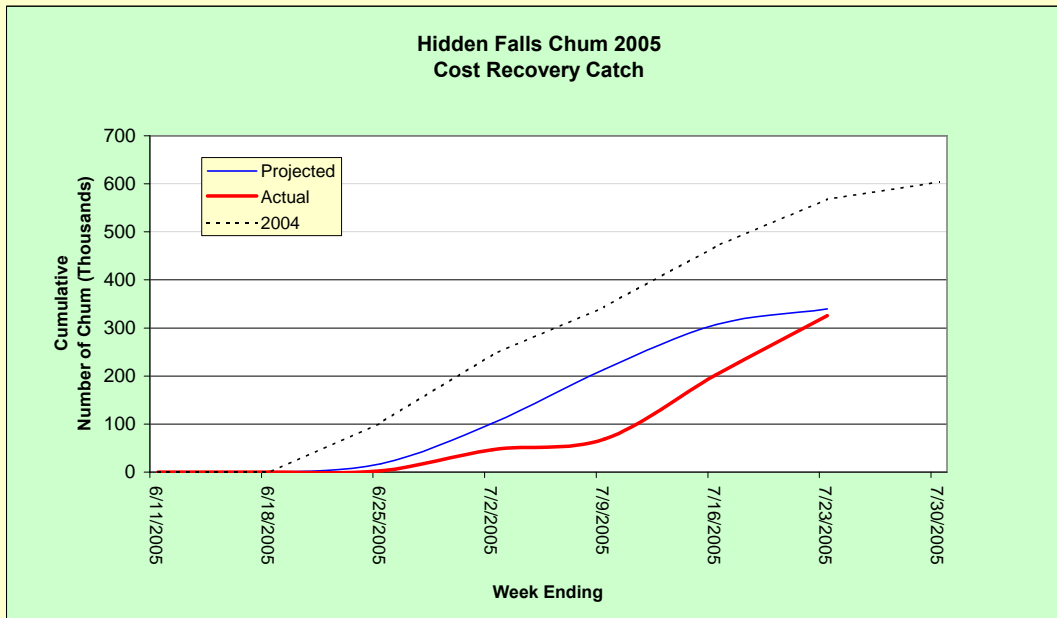


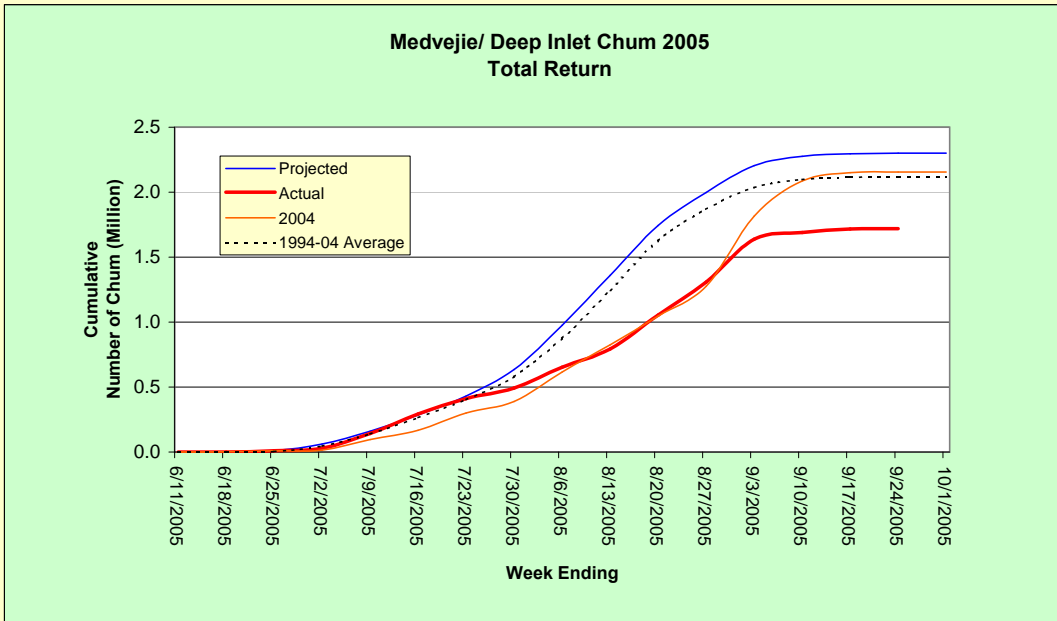
Hidden Falls Chum - Total Return



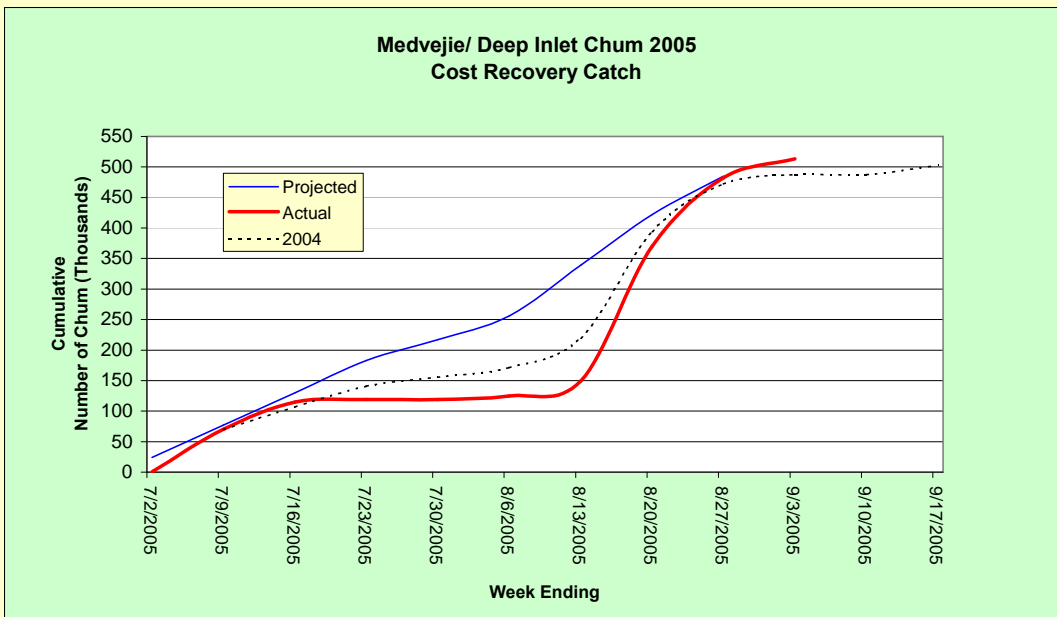
Hidden Falls Chum - Cost Recovery



Medvejie/ Deep Inlet Chum



Medvejie/ Deep Inlet Chum Cost Recovery



NSRAA 2005 Return Update - Catch Statistics

Last Update: December 15, 2005

Projected returns are made by NSRAA. 2005 inseason catch estimates are generally ADF&G area management biologist (AMB) estimates, but may be NSRAA estimates. Consider all inseason estimates PRELIMINARY. Weight and sex ratios are generally based on NSRAA sampling, or are from processor reports.

Hidden Falls Chum - Weekly Return

STAT WEEK	Stat Week Dates		2005 Catch					Weekly Catch Totals		
			Numbers of Fish					2005	2004	1994-04 average
			Seine	Gillnet	Troll	CR	Hatchery			
24	6/5/2005	6/11/2005						-	0	2,739
25	6/12/2005	6/18/2005						-	2	25,485
26	6/19/2005	6/25/2005	1,937		3	2,474		4,414	75,520	165,131
27	6/26/2005	7/2/2005	17,213			44,450		61,663	259,983	432,803
28	7/3/2005	7/9/2005	39,907			21,956	21,998	83,861	399,426	702,416
29	7/10/2005	7/16/2005	101,648			133,492	39,776	274,916	557,706	598,982
30	7/17/2005	7/23/2005	85,669			123,613	30,219	239,501	439,297	363,424
31	7/24/2005	7/30/2005	95,881				24,676	120,557	145,381	181,754
32	7/31/2005	8/6/2005					15,054	15,054	24,133	42,023
33	8/7/2005	8/13/2005					5,024	5,024	11,768	14,363
34	8/14/2005	8/20/2005					1,571	1,571		4,212
			342,255	-	3	325,985	138,318	806,561	1,913,216	2,533,334

Hidden Falls Chum - Cumulative Return

STAT WEEK	Stat Week Dates		2005 Catch					Cumulative Totals		
			Numbers of Fish					2005	2004	1994-04 average
			Seine	Gillnet	Troll	CR	Hatchery			
24	6/5/2005	6/11/2005	-		-	-	-	-	0	2,739
25	6/12/2005	6/18/2005	-		-	-	-	-	2	28,224
26	6/19/2005	6/25/2005	1,937		3	2,474	-	4,414	75,522	193,356
27	6/26/2005	7/2/2005	19,150		3	46,924	-	66,077	335,505	626,159
28	7/3/2005	7/9/2005	59,057			68,880	21,998	149,938	734,931	1,328,575
29	7/10/2005	7/16/2005	160,705			202,372	61,774	424,854	1,292,637	1,927,557
30	7/17/2005	7/23/2005	246,374			325,985	91,993	664,355	1,731,934	2,290,981
31	7/24/2005	7/30/2005	342,255				116,669	784,912	1,877,315	2,472,735
32	7/31/2005	8/6/2005	342,255				131,723	799,966	1,901,448	2,514,758
33	8/7/2005	8/13/2005					136,747	804,990	1,913,216	2,529,121
34	8/14/2005	8/20/2005					138,318	806,561	1,913,216	2,533,334

Hidden Falls Chum - Cost Recovery

STAT WEEK	Stat Week Dates		2005	2004
			cumulative CR	cumulative CR
24	6/5/2005	6/11/2005	-	-
25	6/12/2005	6/18/2005	-	-
26	6/19/2005	6/25/2005	2,474	102,788
27	6/26/2005	7/2/2005	46,924	245,307
28	7/3/2005	7/9/2005	68,880	343,698
29	7/10/2005	7/16/2005	202,372	469,948
30	7/17/2005	7/23/2005	325,985	568,207
31	7/24/2005	7/30/2005		604,057
32	7/31/2005	8/6/2005		
33	8/7/2005	8/13/2005		
34	8/14/2005	8/20/2005		

(Pre-season projections)

Projected weekly total return	Projected cumulative total return	Projected weekly CR catch	Projected cumulative CR catch
2,000	2,000		-
14,000	16,000		-
97,000	113,000	17,000	17,000
266,000	379,000	85,000	102,000
447,000	826,000	112,000	214,000
397,000	1,223,000	93,000	307,000
252,000	1,475,000	33,000	340,000
130,000	1,605,000		
32,000	1,637,000		
10,000	1,647,000		
3,000	1,650,000		

CR Goal (fish):	340,000	Broodstock Goal:	120,000
Percent of goal:	96%		115%

Hidden Falls Chum - Average Weight / Sex Ratios

STAT WEEK	Sample Date	Fishery	Average Weight Pounds	Percent Male	Percent Female
26	24-Jun-05	CR	9.9	80%	20%
27	26-Jun-05	SEINE	9.0	76%	24%
27	28-Jun-05	CR	9.7	70%	30%
27	29-Jun-05	CR	8.3	64%	36%
27	1-Jul-05	CR	8.8	70%	30%
27	2-Jul-05	CR	8.8	67%	33%
28	3-Jul-05	SEINE	8.4	60%	40%
28	6-Jul-05	CR	8.6	69%	31%
29	11-Jul-05	CR	8.5	54%	46%
29	14-Jul-05	SEINE	8.3		
29	15-Jul-05	CR	8.1	56%	44%
30	19-Jul-05	CR	9.5	65%	35%
30	20-Jul-05	CR		54%	46%
30	21-Jul-05	SEINE	7.7	44%	56%
31	27-Jul-05	SEINE			

HIDDEN FALLS

Daily Log

DATE	OPENING	CATCH-FISH	CATCH-LBS	BOATS
June 19, 2005	COMMERCIAL SEINE	1,937		9
June 24, 2005	Cost Recovery	2,467	24,420	2
June 26, 2005	COMMERCIAL SEINE	17,213		25
June 28, 2004	Cost Recovery	10,009	97,091	3
June 29, 2005	Cost Recovery	8,068	66,968	3
June 30, 2005	No Cost Recovery			
July 1, 2005	Cost Recovery	16,454	145,290	3
July 2, 2005	Cost Recovery	9,897	86,895	4
July 3, 2005	COMMERCIAL SEINE	39,907		41
July 6, 2005	Cost Recovery	21,956	188,830	3
July 10, 2005	COMMERCIAL SEINE*	8,357		4
July 11, 2005	Cost Recovery	58,184	494,557	4
July 12, 2005	Cost Recovery	28,455	241,873	4
July 13, 2005	Cost Recovery	23,447	199,296	2
July 14, 2005	COMMERCIAL SEINE	68,841		28
July 14, 2005	COMMERCIAL SEINE*	24,450		17
July 15, 2005	Cost Recovery	23,406	189,582	3
July 17-18	COMMERCIAL SEINE*	20,734		13
July 19, 2005	Cost Recovery	45,809	417,901	4
July 20, 2005	Cost Recovery	35,458	301,389	4
July 21, 2005	COMMERCIAL SEINE	44,463		22
July 21-22	COMMERCIAL SEINE*	20,472		25
July 22, 2005	Cost Recovery	22,822	175,728	2
July 23, 2005	Cost Recovery	19,453	149,788	2
July 27, 2005	COMMERCIAL SEINE	63,610		39
July 25-28	COMMERCIAL SEINE*	9,925		16
July 30, 2005	COMMERCIAL SEINE	11,512		8
July 30-Aug 2	COMMERCIAL SEINE*	10,834		12
Totals		668,140	2,779,608	
	COMMERCIAL SEINE	342,255	-	
	Cost Recovery	325,885	2,779,608	
		668,140	2,779,608	

Note: Daily log data reflects in-season catch estimates.

Medvejie/ Deep Inlet Chum - Weekly Return

STAT WEEK	Stat Week Dates		2005 Catch					Weekly Catch Totals			
			Numbers of Fish					2005	2004	1994-04 average	
			Seine	GN	Troll	CR	Hatchery				
24	6/5/2005	6/11/2005									
25	6/12/2005	6/18/2005	conf		173				173	2,500	805
26	6/19/2005	6/25/2005	conf		10,090				10,090	6,428	5,325
27	6/26/2005	7/2/2005		8,929	9,212	62	472		18,675	6,301	41,071
28	7/3/2005	7/9/2005		25,231	18,904	1,074	69,527		114,736	79,749	93,664
29	7/10/2005	7/16/2005		76,902	28,653	461	44,572		150,588	71,714	124,609
30	7/17/2005	7/23/2005		75,390	29,433	9,067	4,249		118,139	133,290	139,564
31	7/24/2005	7/30/2005		16,559	36,682	25,784	-		79,025	90,014	177,426
32	7/31/2005	8/6/2005		89,257	32,716	33,270	5,874		161,117	225,503	291,108
33	8/7/2005	8/13/2005		52,245	5,560	56,965	24,617	763	140,150	210,812	370,861
34	8/14/2005	8/20/2005		-	-	29,322	220,604	12,753	262,679	220,188	381,135
35	8/21/2005	8/27/2005		-	115,177	8,980	112,453	17,095	253,705	229,125	244,516
36	8/28/2005	9/3/2005		199,987	84,726	29	30,676	14,106	329,524	538,738	166,318
37	9/4/2005	9/10/2005		13,790	32,852	16		5,348	52,006	270,760	61,252
38	9/11/2005	9/17/2005	conf		24,815	13		2,130	26,958	65,070	17,273
39	9/18/2005	9/24/2005			1,662	3		201	1,866	3,935	3,130
40	9/25/2005	10/1/2005							-		627
41	10/2/2005	10/8/2005									
			564,171	430,655	165,046	513,044	52,396	1,725,312	2,154,127	2,118,686	

Medvejie/ Deep Inlet Chum - Cumulative Totals

STAT WEEK	Stat Week Dates		2005 Catch					Cumulative Totals			
			Numbers of Fish					2005	2004	1994-04 average	
			Seine	GN	Troll	CR	Hatchery				
24	6/5/2005	6/11/2005									
25	6/12/2005	6/18/2005			173				173	2,500	805
26	6/19/2005	6/25/2005			10,263				10,263	8,928	6,131
27	6/26/2005	7/2/2005		8,929	19,475	62	472		28,938	15,229	47,202
28	7/3/2005	7/9/2005		34,160	38,379	1,136	69,999		143,674	94,978	140,866
29	7/10/2005	7/16/2005		111,062	67,032	1,597	114,571		294,262	166,692	265,475
30	7/17/2005	7/23/2005		186,452	96,465	10,664	118,820		412,401	299,982	405,040
31	7/24/2005	7/30/2005		203,011	133,147	36,448	118,820		491,426	389,996	582,466
32	7/31/2005	8/6/2005		292,268	165,863	69,718	124,694		652,543	615,499	873,573
33	8/7/2005	8/13/2005		344,513	171,423	126,683	149,311	763	792,693	826,311	1,244,435
34	8/14/2005	8/20/2005		344,513	171,423	156,005	369,915	13,516	1,055,372	1,046,499	1,625,570
35	8/21/2005	8/27/2005		344,513	286,600	164,985	482,368	30,611	1,309,077	1,275,624	1,870,086
36	8/28/2005	9/3/2005		544,500	371,326	165,014	513,044	44,717	1,638,601	1,814,362	2,036,405
37	9/4/2005	9/10/2005		558,290	404,178	165,030		50,065	1,690,607	2,085,122	2,097,657
38	9/11/2005	9/17/2005			428,993	165,043		52,195	1,717,565	2,150,192	2,114,929
39	9/18/2005	9/24/2005			430,655	165,046		52,396	1,719,431	2,154,127	2,118,059
40	9/25/2005	10/1/2005								2,154,127	2,118,686
41	10/2/2005	10/8/2005								2,154,127	2,118,686

Medvejie/ Deep Inlet Chum - Cost Recovery

STAT WEEK	Stat Week Dates		2005	2004
			cumulative CR	cumulative CR
24	6/5/2005	6/11/2005	-	-
25	6/12/2005	6/18/2005	-	-
26	6/19/2005	6/25/2005	-	-
27	6/26/2005	7/2/2005	472	
28	7/3/2005	7/9/2005	69,999	69,553
29	7/10/2005	7/16/2005	114,571	106,811
30	7/17/2005	7/23/2005	118,820	140,906
31	7/24/2005	7/30/2005	118,820	155,756
32	7/31/2005	8/6/2005	124,694	171,212
33	8/7/2005	8/13/2005	149,311	219,709
34	8/14/2005	8/20/2005	369,915	394,323
35	8/21/2005	8/27/2005	482,368	472,526
36	8/28/2005	9/3/2005	513,044	487,417
37	9/4/2005	9/10/2005		487,417
38	9/11/2005	9/17/2005		502,862
39	9/18/2005	9/24/2005		
40	9/25/2005	10/1/2005		

CR Goal (fish): 485,000
 Percent of goal: 106%

(Pre-season projections)

Projected weekly total return	Projected cumulative total return	Projected weekly CR catch	Projected cumulative CR catch
		-	-
11,000	11,000		
51,000	62,000	24,000	24,000
99,000	161,000	53,000	77,000
125,000	286,000	53,000	130,000
144,000	430,000	53,000	183,000
206,000	636,000	34,000	217,000
340,000	976,000	39,000	256,000
383,000	1,359,000	83,000	339,000
386,000	1,745,000	83,000	422,000
252,000	1,997,000	63,000	485,000
207,000	2,204,000		
72,000	2,276,000		
20,000	2,296,000		
4,000	2,300,000		
	2,300,000		

Medvejie/ Deep Inlet Chum - Average Weight / Sex Ratios

STAT WEEK	Sample Date	Fishery	Average Weight Pounds	Percent Male	Percent Female
26	23-Jun-05	SEINE	8.9	69%	31%
27	7/1/2005	CR	8.5	65%	35%
28	7/6/2005	GILLNET	8.7	77%	23%
28	7/9/2005	CR	8.4	55%	45%
29	7/10/2005	SEINE	8.0	54%	46%
29	7/12/2005	CR	8.1	46%	54%
29	7/13/2005	GILLNET	7.7	51%	49%
30	7/17/2005	SEINE	7.1	51%	49%
30	7/20/2005	GILLNET	7.8	54%	46%
31	7/24/2005	SEINE	7.8	51%	49%
31	7/25/2005	TROLL	8.0	65%	35%
31	7/28/2005	GILLNET	7.3	44%	56%
32	7/31/2005	SEINE	8.1	50%	50%
32	8/3/2005	GILLNET	7.4	35%	65%
32	8/5/2005	SEINE	8.4	47%	53%
33	8/7/2005	SEINE	7.9	59%	41%
33	8/7/2005	TROLL	8.8	66%	34%
34	8/14/2005	CR SEINE	8.2	49%	51%
34	8/17/2005	CR SEINE	7.8	47%	53%
35	8/21/2005	CR SEINE	8.0	50%	50%
35	8/22/2005	CR SEINE	7.9	54%	46%
	8/29/2005	CR SEINE	7.4	54%	46%

Medvejie / Deep Inlet Daily Log -

DATE	OPENING	CATCH-FISH	CATCH-LBS	BOATS
before June 24	COMMERCIAL GILLNET	1,444		varried
June 24-25	COMMERCIAL GILLNET	9,127		9
June 26	COMMERCIAL SEINE	8,929		5
June 27	COMMERCIAL GILLNET	4,628		9
June 28	COMMERCIAL GILLNET	4,276		10
July 1	Cost Recovery	472	4,009	1
July 3	COMMERCIAL SEINE	25,231		9
July 4	Cost Recovery	18,871	160,408	3
July 6	COMMERCIAL GILLNET	9,979		13
July 7	COMMERCIAL GILLNET	8,925		13
July 8	Cost Recovery	30,343	251,214	4
July 9	Cost Recovery	20,313	170,631	4
July 10, 2005	COMMERCIAL SEINE	60,886		17
July 11, 2005	Cost Recovery	6,173	50,000	3
July 12, 2005	Cost Recovery	24,575	198,992	5
July 13, 2005	COMMERCIAL GILLNET	11,544		14
July 14, 2005	COMMERCIAL GILLNET	17,109		15
July 14, 2005	COMM. SEINE (TRADITIONAL)	16,016		10
July 15, 2005	Cost Recovery	7,246	58,685	2
July 17, 2005	COMMERCIAL SEINE	54,103		13
July 17, 2005	COMM. SEINE (TRADITIONAL)	19,787		12
July 20, 2005	COMMERCIAL GILLNET	11,833		18
July 21, 2005	COMMERCIAL GILLNET	17,600		23
July 21-22, 2005	COMM. SEINE (TRADITIONAL)	1,500		7
July 23, 2005	Cost Recovery	4,249	35,692	2
July 24, 2005	COMMERCIAL SEINE	7,353		8
July 25-26, 2005	COMM. SEINE (TRADITIONAL)	900		4
July 27, 2005	COMMERCIAL GILLNET	19,080		23
July 28, 2005	COMMERCIAL GILLNET	17,620		24
July 30-Aug 1	COMM. SEINE (TRADITIONAL)	25,000		6
July 31, 2005	COMMERCIAL SEINE	3,539		4
August 1, 2005	Cost Recovery	5,874	46,407	3
August 3, 2005	COMMERCIAL GILLNET	17,365		45
August 4, 2005	COMMERCIAL GILLNET	15,351		47
Aug 4-5, 2005	COMM. SEINE (TRADITIONAL)	69,024		19
August 7, 2005	COMMERCIAL SEINE	30,911		18
Aug 9-11, 2005	COMM. SEINE (TRADITIONAL)	21,334		21
August 10, 2005	COMMERCIAL GILLNET	3,123		24
August 11, 2005	COMMERCIAL GILLNET	2,437		22
August 13, 2005	Cost Recovery	24,617	201,869	5
August 14, 2005	Cost Recovery	18,300	149,632	4
August 15, 2005	Cost Recovery	15,201	121,602	6
August 16, 2005	Cost Recovery	37,692	291,193	7
August 17, 2005	Cost Recovery	43,963	342,904	7
August 18, 2005	Cost Recovery	35,591	277,599	8
August 19, 2005	Cost Recovery	26,187	206,883	4
August 20, 2005	Cost Recovery	43,670	349,370	6
August 21, 2005	Cost Recovery	37,705	297,874	6
August 22, 2005	Cost Recovery	25,551	191,629	5
August 23, 2005	Cost Recovery	12,129	90,965	1
August 24, 2005	COMMERCIAL GILLNET	58,265		61
August 25, 2005	COMMERCIAL GILLNET	56,912		68
August 25, 2005	Cost Recovery	16,037	128,298	3
August 26, 2005	Cost Recovery	21,031	170,356	4
August 28, 2005	COMMERCIAL SEINE	155,643		59
August 29, 2005	Cost Recovery	23,053	170,597	4
August 29, 2005	COMMERCIAL GILLNET	27,190		65
August 30, 2005	COMMERCIAL GILLNET	33,673		76

**Medveje / Deep Inlet
Daily Log -**

DATE	OPENING	CATCH-FISH	CATCH-LBS	BOATS
August 31, 2005	COMMERCIAL SEINE	44,344		47
September 1, 2005	Cost Recovery	7,623	56,405	3
September 2, 2005	COMMERCIAL GILLNET	14,073		66
September 3, 2005	COMMERCIAL GILLNET	9,790		37
September 4, 2005	COMMERCIAL SEINE	9,119		20
September 5, 2005	COMMERCIAL GILLNET	9,475		27
September 6, 2005	COMMERCIAL GILLNET	6,471		30
September 8, 2005	COMMERCIAL SEINE	4,671		3
September 9, 2005	COMMERCIAL GILLNET	9,579		17
September 10, 2005	COMMERCIAL GILLNET	7,327		16
September 11, 2005	COMMERCIAL SEINE	conf		2
September 12, 2005	COMMERCIAL GILLNET	5,656		13
September 13, 2005	COMMERCIAL GILLNET	8,247		15
September 14, 2005	COMMERCIAL SEINE	conf		1
September 16, 2005	COMMERCIAL GILLNET	4,555		10
September 17, 2005	COMMERCIAL GILLNET	6,357		13
September 19, 2005	COMMERCIAL GILLNET	1,119		4
September 20, 2005	COMMERCIAL GILLNET	543		5

Totals 1,495,429 4,023,214

COMMERCIAL SEINE	404,729	
COMM. SEINE (TRADITIONAL)	153,561	
COMMERCIAL GILLNET	430,673	
Cost Recovery	506,466	4,023,214
	1,495,429	-

Note: Daily log data reflects in-season catch estimates.