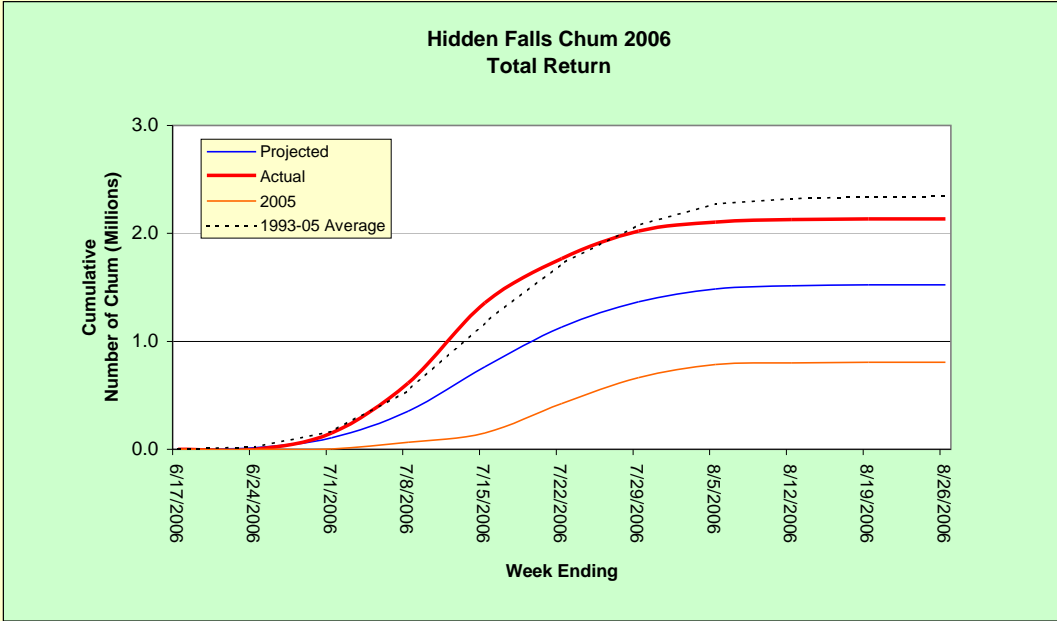
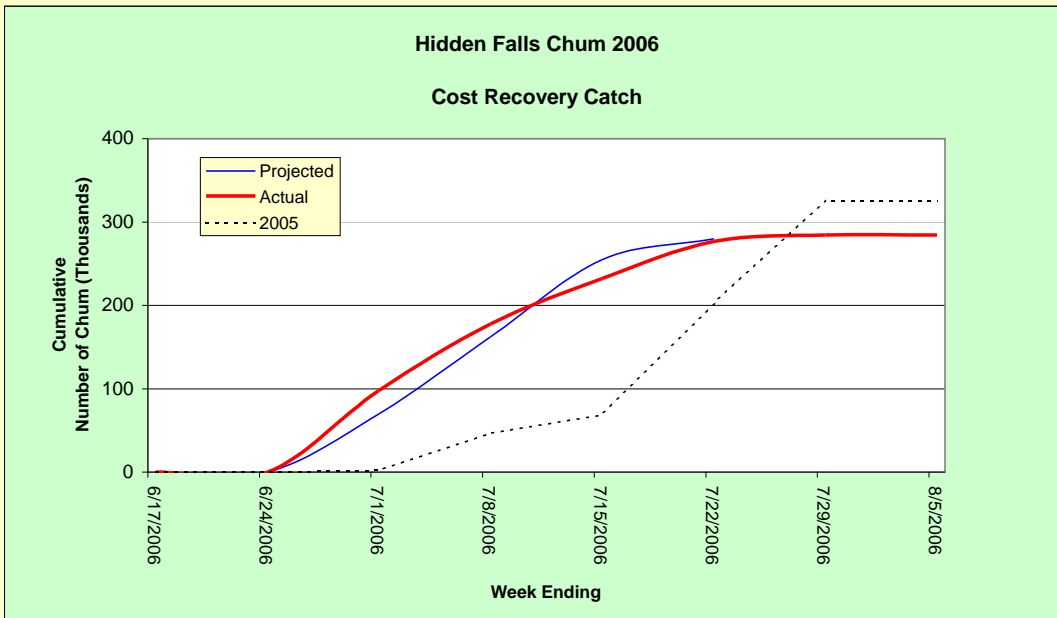


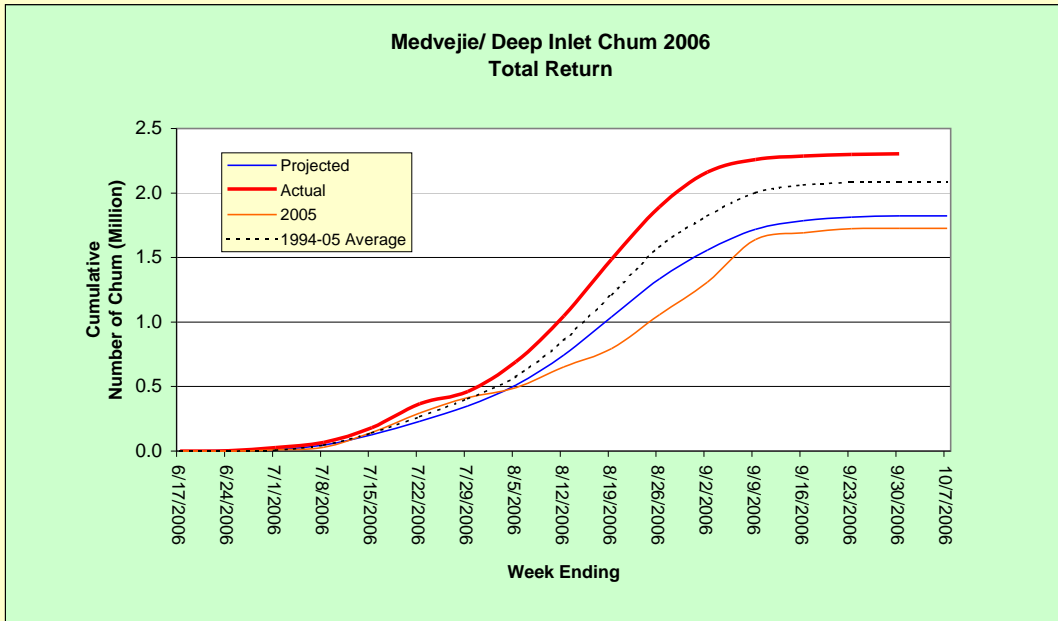
Hidden Falls Chum - Total Return



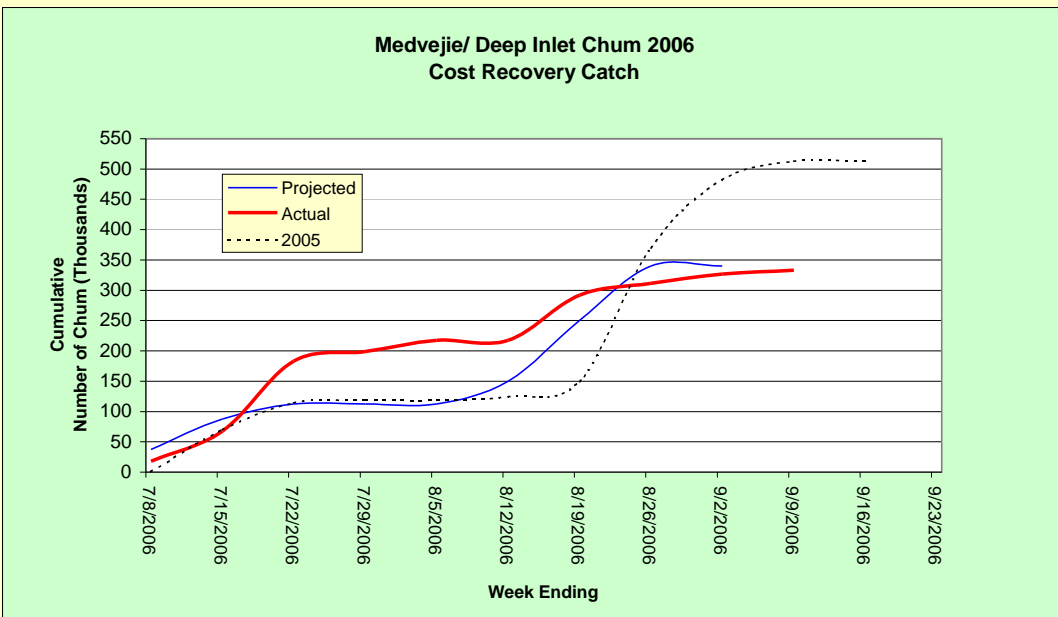
Hidden Falls Chum - Cost Recovery



Medvejie/ Deep Inlet Chum



Medvejie/ Deep Inlet Chum Cost Recovery



NSRAA 2006 Return Update - Catch Statistics

Last Update: May 24, 2007

Projected returns are made by NSRAA. 2006 inseason catch estimates are generally ADF&G area management biologist (AMB) estimates, but may be NSRAA estimates. Consider all inseason estimates PRELIMINARY. Weight and sex ratios are generally based on NSRAA sampling, or are from processor reports.

Hidden Falls Chum - Weekly Return

STAT WEEK	Stat Week Dates		2006 Catch					Weekly Catch Totals		
			Numbers of Fish					2006	2005	1993-05 average
			Seine	Gillnet	Troll	CR	Hatchery			
24	6/11/2006	6/17/2006						-	0	2,317
25	6/18/2006	6/24/2006	conf					-	2	21,565
26	6/25/2006	7/1/2006	52,295			97,761		150,056	4,414	142,288
27	7/2/2006	7/8/2006	382,954			80,101		463,055	61,663	376,510
28	7/9/2006	7/15/2006	609,399			54,241	82,000	745,640	83,861	629,743
29	7/16/2006	7/22/2006	336,635			44,619	28,000	409,254	274,916	548,165
30	7/23/2006	7/29/2006	225,871			7,845	20,000	253,716	239,501	357,144
31	7/30/2006	8/5/2006	74,001			47	8,793	82,841	120,557	197,298
32	8/6/2006	8/12/2006	24,377			140		24,517	15,054	47,714
33	8/13/2006	8/19/2006	4,855			49		4,904	5,024	16,918
34	8/20/2006	8/26/2006						-	1,571	5,595
			1,710,387	-	-	284,803	138,793	2,133,983	806,563	2,345,256
			80%			13%	7%	100%		

Hidden Falls Chum - Cumulative Return

STAT WEEK	Stat Week Dates		2006 Catch					Cumulative Totals		
			Numbers of Fish					2006	2005	1993-05 average
			Seine	Gillnet	Troll	CR	Hatchery			
24	6/11/2006	6/17/2006	-			-		-	0	2,317
25	6/18/2006	6/24/2006	conf			-		-	2	23,882
26	6/25/2006	7/1/2006	52,295			97,761		150,056	4,416	166,170
27	7/2/2006	7/8/2006	435,249			177,862		613,111	66,079	542,680
28	7/9/2006	7/15/2006	1,044,648			232,103	82,000	1,358,751	149,940	1,172,423
29	7/16/2006	7/22/2006	1,381,283			276,722	110,000	1,768,005	424,856	1,720,588
30	7/23/2006	7/29/2006	1,607,154			284,567	130,000	2,021,721	664,357	2,077,732
31	7/30/2006	8/5/2006	1,681,155			284,614	138,793	2,104,562	784,914	2,275,030
32	8/6/2006	8/12/2006	1,705,532			284,754		2,129,079	799,968	2,322,744
33	8/13/2006	8/19/2006				284,803		2,133,983	804,992	2,339,661
34	8/20/2006	8/26/2006						2,133,983	806,563	2,345,256

Hidden Falls Chum - Cost Recovery

STAT WEEK	Stat Week Dates		2006	2005
			cumulative CR	cumulative CR
24	6/11/2006	6/17/2006	-	-
25	6/18/2006	6/24/2006	-	-
26	6/25/2006	7/1/2006	97,761	2,474
27	7/2/2006	7/8/2006	177,862	46,924
28	7/9/2006	7/15/2006	232,103	68,880
29	7/16/2006	7/22/2006	276,722	202,372
30	7/23/2006	7/29/2006	284,567	325,985
31	7/30/2006	8/5/2006	284,614	325,985
32	8/6/2006	8/12/2006	284,754	
33	8/13/2006	8/19/2006	284,803	
34	8/20/2006	8/26/2006	284,803	

(Pre-season projections)

Projected weekly total return	Projected cumulative total return	Projected weekly CR catch	Projected cumulative CR catch
1,102	1,102		-
13,091	14,193		-
91,062	105,255	70,000	70,000
247,887	353,142	92,400	162,400
412,733	765,875	92,400	254,800
366,969	1,132,844	25,200	280,000
232,861	1,365,705		
118,426	1,484,131		
29,451	1,513,582		
8,709	1,522,291		
	1,522,291		

CR Goal (fish):	280,000	Broodstock Goal:	120,000
Percent of goal:	102%		116%

Hidden Falls Chum - Average Weight / Sex Ratios

STAT WEEK	Sample Date	Fishery	Average Weight Pounds	Percent Male	Percent Female
26	25-Jun-06	SEINE	10.9	79%	21%
26	28-Jun-06	CR	10.1	60%	40%
27	2-Jul-06	SEINE	9.1	63%	37%
27	4-Jul-06	CR	8.7	58%	42%
27	8-Jul-06	CR	9.0	62%	38%
28	9-Jul-06	SEINE	9.1	55%	45%
28	11-Jul-06	CR	8.0	50%	50%
29	16-Jul-06	SEINE	7.9	35%	65%
-					
-					
-					
-					
-					
-					
-					

HIDDEN FALLS

Daily Log

DATE	OPENING	CATCH-FISH	CATCH-LBS	BOATS	
June 18, 2006	COMMERCIAL SEINE	CONF		2	Sunday
June 25, 2006	COMMERCIAL SEINE	43,000		30	Sunday
June 26, 2006	Cost Recovery	11,302	122,096	4	
June 27, 2006	Cost Recovery	11,731	134,102	4	
June 28, 2006	Cost Recovery	24,907	251,564	4	
June 29, 2006	Cost Recovery	22,411	231,053	4	
June 30, 2006	Cost Recovery	2,915	29,437	4	partial day fishing; 1 delivery; 3 boats held fish over-night
July 1, 2006	Cost Recovery	23,559	237,942	4	
July 2, 2006	COMMERCIAL SEINE	169,000		71	Sunday
July 3, 2006	Cost Recovery	18,944	168,651	4	
July 4, 2006	Cost Recovery	44,676	388,680	4	
July 5, 2006	Cost Recovery - Day Off				No CR today
July 6, 2006	COMMERCIAL SEINE	200,000		71	mid-week opening - Thurs
July 7, 2006	Cost Recovery - Day Off				No CR today
July 8, 2006	Cost Recovery	16,891	152,022	2	
July 9, 2006	COMMERCIAL SEINE	224,000		83	
July 10, 2006	Cost Recovery - Day Off				No CR today
July 11, 2006	Cost Recovery	29,053	231,451	3	
July 12, 2006	Cost Recovery	19,927	161,845	4	
July 13, 2006	COMMERCIAL SEINE	257,000		85	mid-week opening - Thurs
July 14, 2006	Cost Recovery	5,382	43,059	1	
July 16, 2006	COMMERCIAL SEINE	160,000		60	
July 17, 2006	Cost Recovery	15,733	124,289	1	
July 18, 2006	Cost Recovery	27,215	228,203	2	
July 20, 2006	COMMERCIAL SEINE	96,000		40	
July 23, 2006	COMMERCIAL SEINE	135,000		30	
July 27, 2006	COMMERCIAL SEINE	52,000		25	
July 30, 2006	COMMERCIAL SEINE	43,000		12	
August 3, 2006	COMMERCIAL SEINE	25,000		10	
August 6, 2006	COMMERCIAL SEINE	20,600		5	
August 10, 2006	COMMERCIAL SEINE	8,000		5	
August 18, 2006	Cost Recovery	8,235	70,000	1	
Totals		1,715,482	2,574,394		
	COMMERCIAL SEINE	1,432,600	-		
	Cost Recovery	282,882	2,574,394		
		1,715,482	2,574,394		

Note: Daily log data reflects in-season catch estimates.

Medvejie/ Deep Inlet Chum - Weekly Return

STAT WEEK	Stat Week Dates		2006 Catch					Weekly Catch Totals		
			Numbers of Fish					2006	2005	1994-05 average
			Seine	GN	Troll	CR	Hatchery			
24	6/11/2006	6/17/2006		1,000			1,000			
25	6/18/2006	6/24/2006		1,708			1,708			
26	6/25/2006	7/1/2006	17,641	6,400			24,041	11,040	7,144	
27	7/2/2006	7/8/2006	16,124	6,396	449	18,192	41,161	18,675	39,201	
28	7/9/2006	7/15/2006	47,463	17,097	186	49,133	113,879	114,736	95,596	
29	7/16/2006	7/22/2006	47,464	22,893	68	116,051	186,476	150,588	126,774	
30	7/23/2006	7/29/2006	39,944	19,860	16,513	15,640	91,957	118,139	137,779	
31	7/30/2006	8/5/2006	101,898	80,129	30,307	18,689	231,023	79,025	170,492	
32	8/6/2006	8/12/2006	221,737	93,114	30,626	-	355,477	161,117	281,249	
33	8/13/2006	8/19/2006	185,149	121,017	33,135	74,306	438,607	140,150	353,324	
34	8/20/2006	8/26/2006	218,145	122,363	28,668	19,336	405,907	262,679	369,530	
35	8/27/2006	9/2/2006	162,589	87,139	1,193	15,603	271,524	253,705	242,897	
36	9/3/2006	9/9/2006	55,391	33,950	-	6,113	95,454	329,524	179,637	
37	9/10/2006	9/16/2006	6,666	21,038			27,704	52,006	60,571	
38	9/17/2006	9/23/2006		14,100			14,100	32,062	18,297	
39	9/24/2006	9/30/2006		3,485			3,485	1,866	3,230	
40	10/1/2006	10/7/2006					-		765	
41	10/8/2006	10/14/2006								
			1,120,211	651,689	141,145	333,063	57,395	2,303,503	1,725,312	2,086,485
			49%	28%	6%	14%	2%	100%		

Medvejie/ Deep Inlet Chum - Cumulative Totals

STAT WEEK	Stat Week Dates		2006 Catch					Cumulative Totals		
			Numbers of Fish					2006	2005	1994-05 average
			Seine	GN	Troll	CR	Hatchery			
24	6/11/2006	6/17/2006		1,000	-	-	-	1,000	-	-
25	6/18/2006	6/24/2006	-	2,708	-	-	-	2,708	-	-
26	6/25/2006	7/1/2006	17,641	9,108				26,749	11,040	7,144
27	7/2/2006	7/8/2006	33,765	15,504	449	18,192	-	67,910	29,715	46,345
28	7/9/2006	7/15/2006	81,228	32,601	635	67,325	-	181,789	144,451	141,941
29	7/16/2006	7/22/2006	128,692	55,494	703	183,376	-	368,265	295,039	268,714
30	7/23/2006	7/29/2006	168,636	75,354	17,216	199,016	-	460,222	413,178	406,493
31	7/30/2006	8/5/2006	270,534	155,483	47,523	217,705	-	691,245	492,203	576,986
32	8/6/2006	8/12/2006	492,271	248,597	78,149	217,705	10,000	1,046,722	653,320	858,235
33	8/13/2006	8/19/2006	677,420	369,614	111,284	292,011	35,000	1,485,329	793,470	1,211,559
34	8/20/2006	8/26/2006	895,565	491,977	139,952	311,347	52,395	1,891,236	1,056,149	1,581,089
35	8/27/2006	9/2/2006	1,058,154	579,116	141,145	326,950	57,395	2,162,760	1,309,854	1,823,986
36	9/3/2006	9/9/2006	1,113,545	613,066	141,145	333,063	57,395	2,258,214	1,639,378	2,003,623
37	9/10/2006	9/16/2006	1,120,211	634,104	141,145	333,063	57,395	2,285,918	1,691,384	2,064,194
38	9/17/2006	9/23/2006	1,120,211	648,204	141,145	333,063	57,395	2,300,018	1,723,446	2,082,491
39	9/24/2006	9/30/2006	1,120,211	651,689	141,145	333,063	57,395	2,303,503	1,725,312	2,085,720
40	10/1/2006	10/7/2006							1,725,312	2,086,485
41	10/8/2006	10/14/2006							1,725,312	2,086,485

Medvejie/ Deep Inlet Chum - Cost Recovery

STAT WEEK	Stat Week Dates		2006	2005
			cumulative CR	cumulative CR
24	6/11/2006	6/17/2006		
25	6/18/2006	6/24/2006		
26	6/25/2006	7/1/2006		
27	7/2/2006	7/8/2006	18,192	472
28	7/9/2006	7/15/2006	67,325	69,999
29	7/16/2006	7/22/2006	183,376	114,571
30	7/23/2006	7/29/2006	199,016	118,820
31	7/30/2006	8/5/2006	217,705	118,820
32	8/6/2006	8/12/2006	217,705	124,694
33	8/13/2006	8/19/2006	292,011	149,311
34	8/20/2006	8/26/2006	311,347	369,915
35	8/27/2006	9/2/2006	326,950	482,368
36	9/3/2006	9/9/2006	333,063	513,044
37	9/10/2006	9/16/2006		513,044
38	9/17/2006	9/23/2006		
39	9/24/2006	9/30/2006		
40	10/1/2006	10/7/2006		

(Pre-season projections)

Projected weekly total return	Projected cumulative total return	Projected weekly CR catch	Projected cumulative CR catch
	-		-
5,000	5,000		-
8,000	13,000		-
33,000	46,000	37,500	37,500
80,000	126,000	50,000	87,500
105,000	231,000	25,000	112,500
119,000	350,000		112,500
160,000	510,000		112,500
233,000	743,000	37,500	150,000
296,000	1,039,000	100,000	250,000
295,000	1,334,000	90,000	340,000
224,000	1,558,000		340,000
160,000	1,718,000		
68,000	1,786,000		
26,000	1,812,000		
10,000	1,822,000		
	1,822,000		

CR Goal (fish):	340,000	Broodstock Goal:	60,000
Percent of goal:	98%		96%

Medvejie/ Deep Inlet Chum - Average Weight / Sex Ratios

STAT WEEK	Sample Date	Fishery	Average Weight Pounds	Percent Male	Percent Female
26	6/25/2006	SEINE	11.7	63%	37%
26	7/1/2006	GILLNET	10.4	66%	34%
27	7/7/2006	CR	10.4	59%	41%
28	7/9/2006	SEINE	9.6	61%	39%
28	7/11/2006	CR	9.5	60%	40%
28	7/12/2006	GILLNET	8.6	56%	44%
28	7/14/2006	CR	8.5	49%	51%
29	7/16/2006	SEINE	8.5	39%	61%
29	7/19/2006	CR	8.1	40%	60%
29	7/22/2006	CR	8.5	41%	59%
30	7/23/2006	SEINE	8.9	48%	52%
30	7/26/2006	GILLNET	8.7	61%	39%
31	7/30/2006	SEINE	8.6	53%	47%
31	8/2/2006	SEINE	8.8	55%	45%
32	8/6/2006	SEINE	9.3	60%	40%
32	8/10/2006	SEINE	9.4	60%	40%
33	8/15/2006	CR	9.0	60%	40%
33	8/15/2006	GILLNET	8.8	63%	37%
33	8/19/2006	CR	9.0	50%	50%
33	8/19/2006	GILLNET	9.1	48%	52%
35	8/27/2006	SEINE	8.1	36%	64%
35	8/28/2006	CR	7.9	38%	62%
35	8/29/2006	GILLNET	8.4	54%	46%
35	8/30/2006	SEINE	7.5	38%	62%
35	8/31/2006	CR	8.1	38%	62%
36	9/4/2006	GILLNET	8.1	42%	58%
36	9/7/2006	SEINE	7.3	35%	65%

Medvejie / Deep Inlet Daily Log -

DATE	OPENING	CATCH-FISH	CATCH-LBS	BOATS
Thru June 17	COMMERCIAL GILLNET	1,000		varried
June 18, 2006	COMMERCIAL SEINE	conf		1
wk of June 18-24	COMMERCIAL GILLNET	1,708		varried
June 22, 2006	COMMERCIAL SEINE	2,384		4
June 25, 2006	COMMERCIAL SEINE	conf		2
June 26, 2006	COMMERCIAL GILLNET	1,067		4
June 27, 2006	COMMERCIAL GILLNET	1,652		6
June 28, 2006	COMMERCIAL SEINE	11,400		13
June 30, 2006	COMMERCIAL GILLNET	2,068		5
July 1, 2006	COMMERCIAL GILLNET	1,613		4
July 2, 2006	COMMERCIAL SEINE	15,000		7
July 5, 2006	COMMERCIAL GILLNET	2,954		6
July 6, 2006	COMMERCIAL GILLNET	3,446		7
July 7, 2006	Cost Recovery	18,192	189,200	1
July 9, 2006	COMMERCIAL SEINE	49,000		9
July 11, 2006	Cost Recovery	34,687	329,522	2
July 12, 2006	COMMERCIAL GILLNET	8,000		7
July 13, 2006	COMMERCIAL GILLNET	5,500		5
July 14, 2006	Cost Recovery	15,173	127,009	1
July 16, 2006	COMMERCIAL SEINE	46,000		20
July 17, 2006	Cost Recovery	24,164	205,398	2
July 18, 2006	Cost Recovery	40,755	330,116	2
July 19, 2006	COMMERCIAL GILLNET	13,341		13
July 20, 2006	COMMERCIAL GILLNET	9,000		12
July 21, 2006	Cost Recovery	22,258	189,192	2
July 22, 2006	Cost Recovery	28,873	245,423	3
July 23, 2006	COMMERCIAL SEINE	9,000		3
July 23, 2006	COMM. SEINE - TRADITIONAL	16,300		7
July 24-25	Cost Recovery	15,640	132,951	3
July 26, 2006	COMMERCIAL GILLNET	9,038		16
July 27, 2006	COMMERCIAL GILLNET	10,600		15
July 27, 2006	COMM. SEINE - TRADITIONAL	17,600		11
July 30, 2006	COMMERCIAL SEINE	20,500		6
July 30, 2006	COMM. SEINE - TRADITIONAL	15,000		9
July 31, 2006	COMMERCIAL GILLNET	14,000		25
August 1, 2006	COMMERCIAL GILLNET	19,000		25
August 2, 2006	COMMERCIAL SEINE	70,000		42
August 3, 2006	COMM. SEINE - TRADITIONAL	29,800		19
August 4, 2006	COMMERCIAL GILLNET	11,300		24
August 5, 2006	COMMERCIAL GILLNET	19,800		24
August 4-5	Cost Recovery	18,689	168,203	2
August 6, 2006	COMMERCIAL SEINE	27,500		14
August 6, 2006	COMM. SEINE - TRADITIONAL	38,000		19
August 7, 2006	COMMERCIAL GILLNET	19,000		37
August 8, 2006	COMMERCIAL GILLNET	31,000		37
August 10, 2006	COMMERCIAL SEINE	95,000		31
August 10, 2006	COMM. SEINE - TRADITIONAL	21,000		12
August 11, 2006	COMMERCIAL GILLNET	12,500		30
August 12, 2006	COMMERCIAL GILLNET	20,500		30
August 13, 2006	COMMERCIAL SEINE	111,000		80

