

ALLOCATION WORKSHOP

Southeast Alaska Salmon Enhanced Value Data

2003-2009

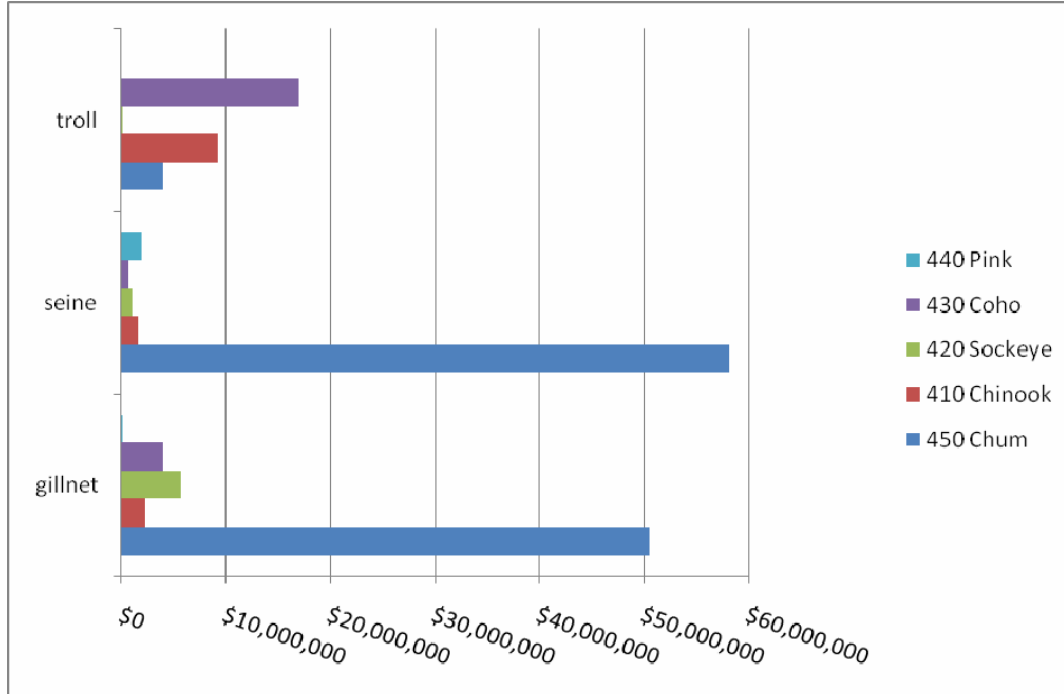
Chip Blair

4/1/2010

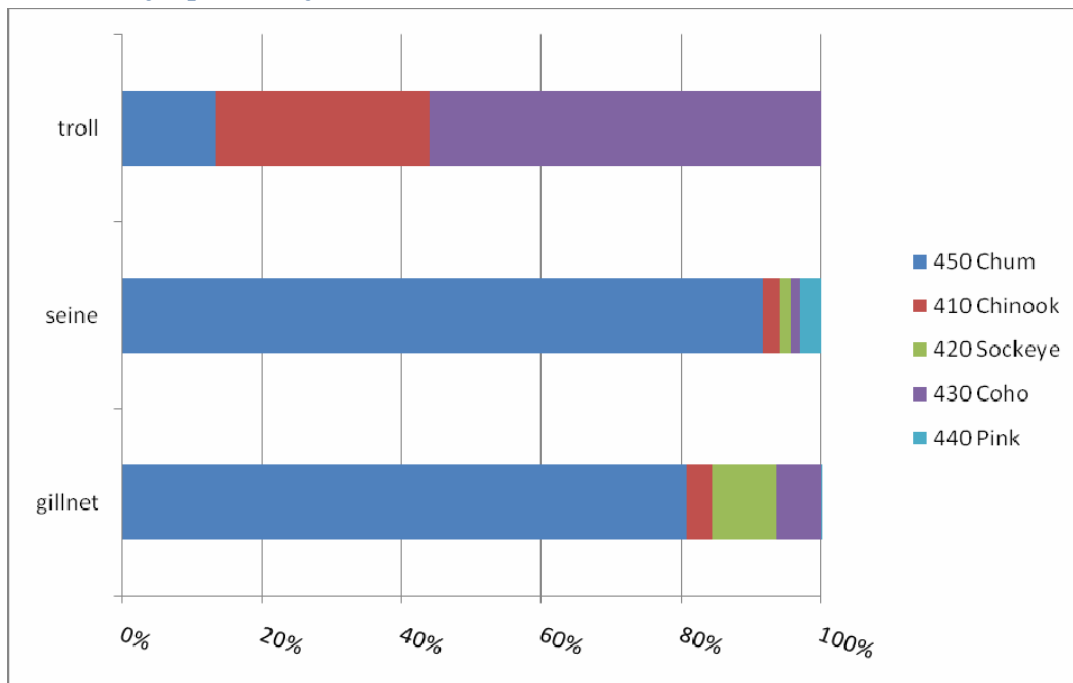
Various views of allocation value data by gear and species from the detailed database for the period 2003-2009.

Enhancement Projects 2003- 2009

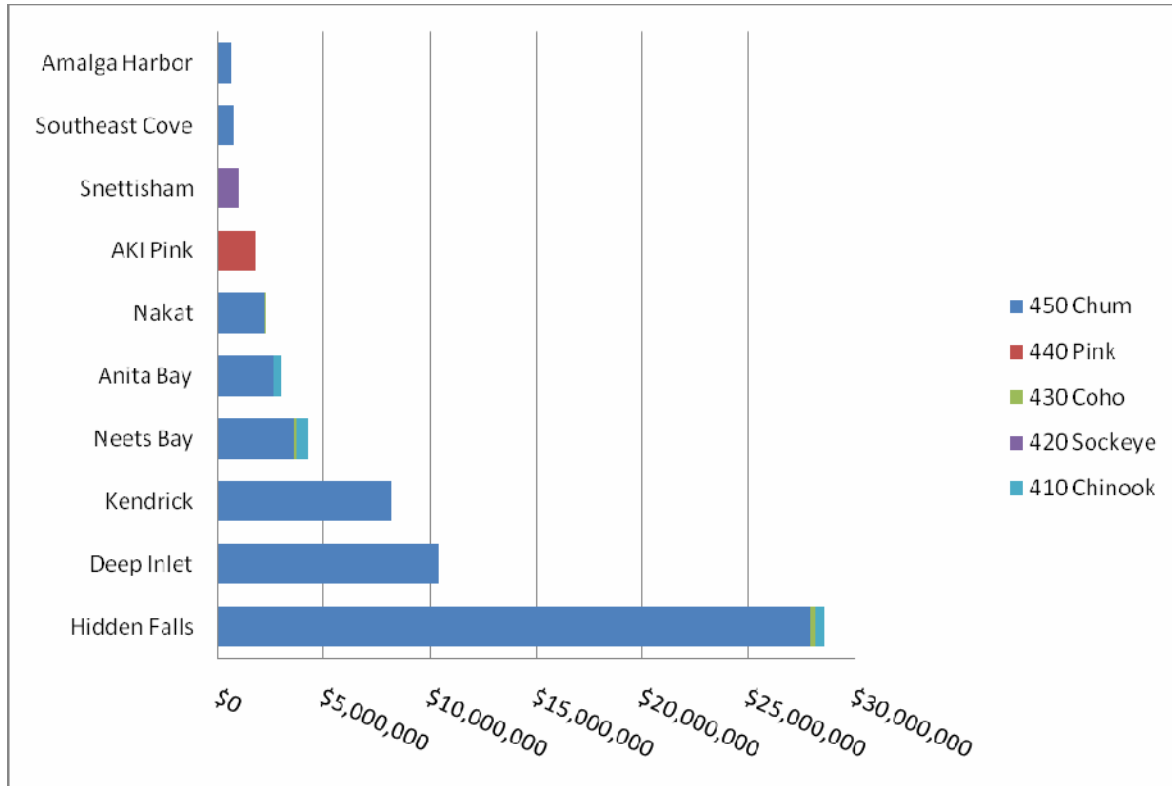
Value by Species by Gear: 2003-2009 Totals



Percent by Species by Gear: 2003-2009

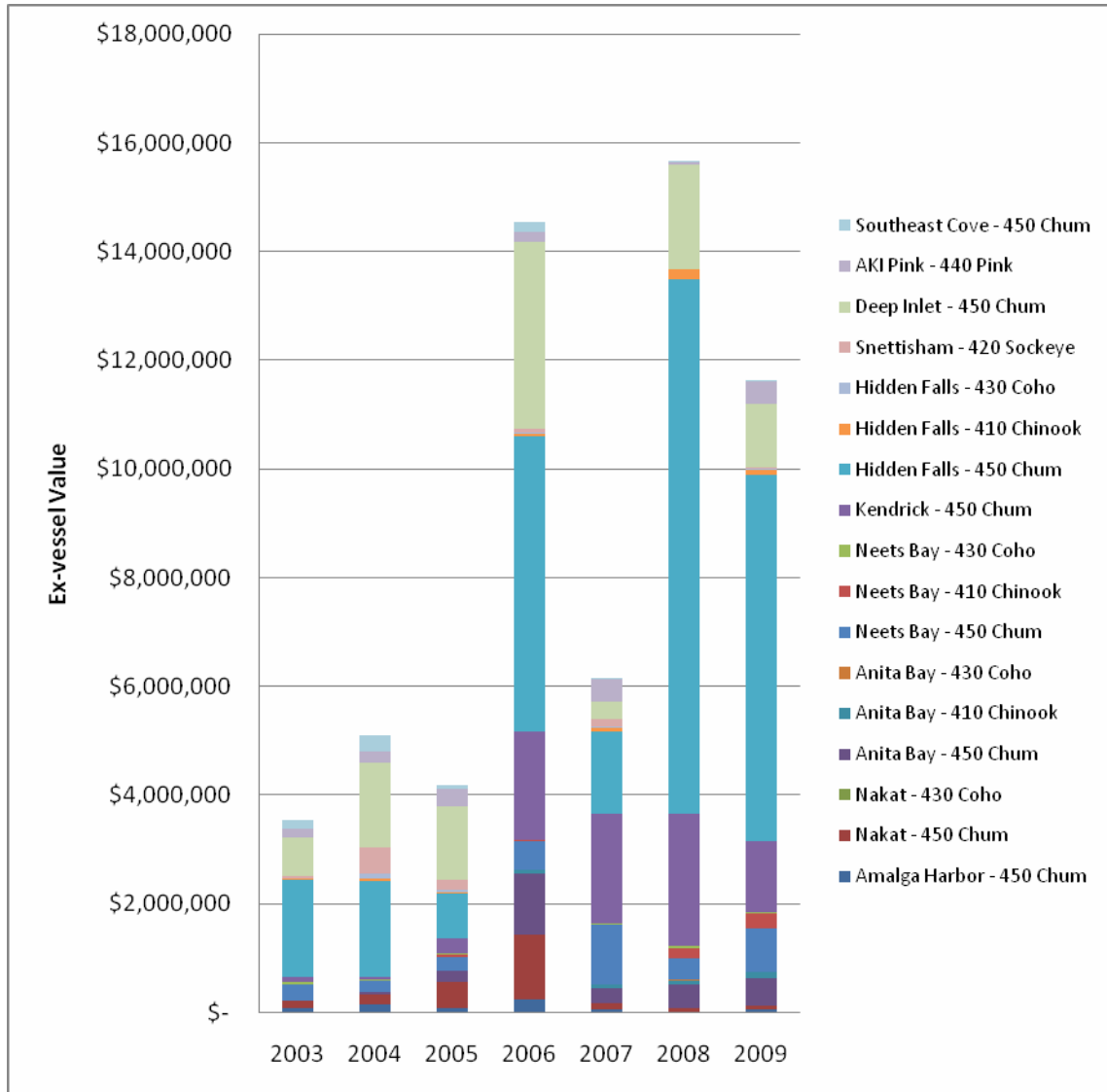


Seine Ex-vessel Value (Top 10) Total Value 2003-2009

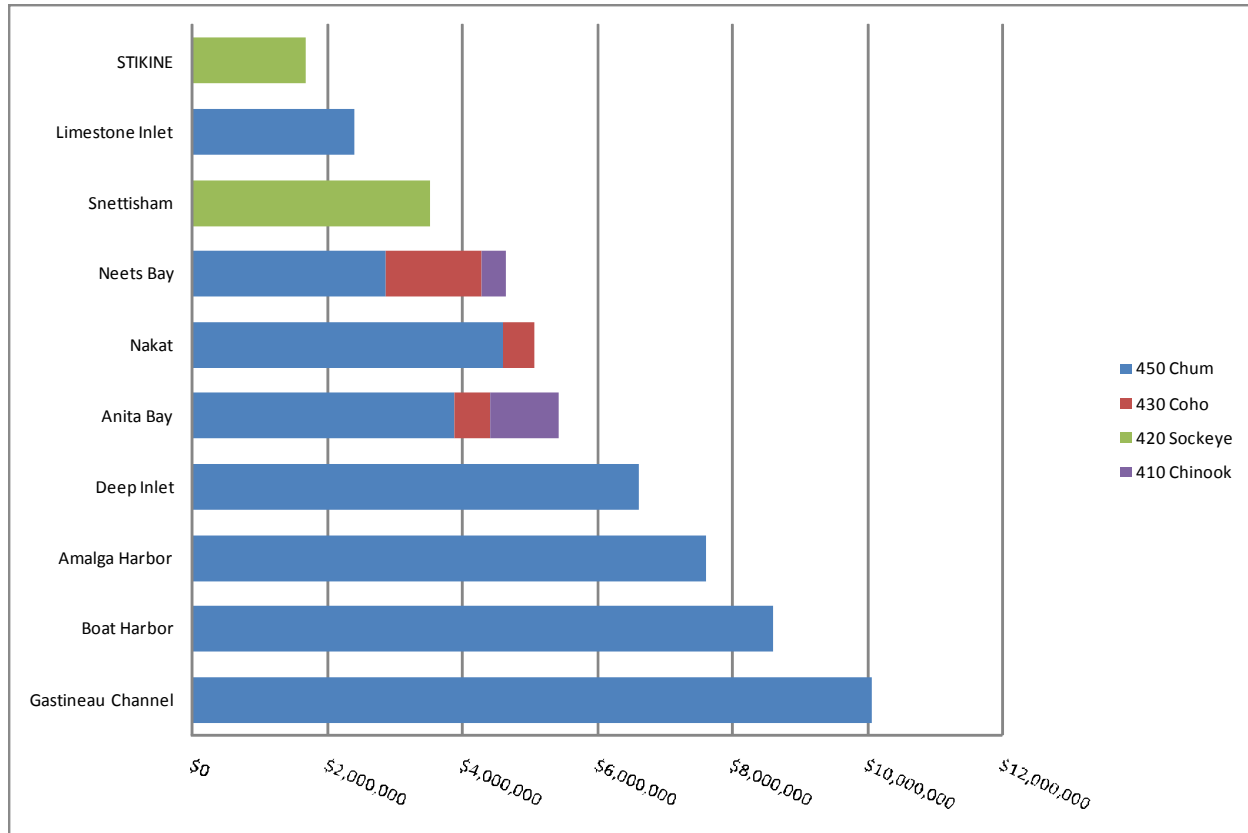


Gear	seine								
Agency	(All)								
Species	(All)								
Sum of Value	Year								
Project	2003	2004	2005	2006	2007	2008	2009	Grand Total	
Hidden Falls	\$ 1,812,950	\$ 1,901,601	\$ 891,808	\$ 5,495,096	\$ 1,610,204	\$ 10,030,019	\$ 6,841,546	\$ 28,583,226	
Deep Inlet	\$ 699,688	\$ 1,560,922	\$ 1,350,400	\$ 3,418,848	\$ 315,900	\$ 1,911,968	\$ 1,149,080	\$ 10,406,805	
Kendrick	\$ 92,604	\$ 46,503	\$ 284,436	\$ 2,000,912	\$ 2,029,571	\$ 2,422,400	\$ 1,322,635	\$ 8,199,061	
Neets Bay	\$ 337,517	\$ 231,333	\$ 311,040	\$ 540,298	\$ 1,104,793	\$ 625,371	\$ 1,092,707	\$ 4,243,059	
Anita Bay	\$ 13,352	\$ 47,246	\$ 218,565	\$ 1,191,537	\$ 357,421	\$ 510,123	\$ 616,728	\$ 2,954,972	
Nakat	\$ 133,013	\$ 184,507	\$ 472,001	\$ 1,187,782	\$ 119,485	\$ 65,859	\$ 71,955	\$ 2,234,602	
AKI Pink	\$ 160,895	\$ 202,772	\$ 321,383	\$ 191,524	\$ 406,551	\$ 60,467	\$ 419,848	\$ 1,763,441	
Snettisham	\$ 40,906	\$ 474,619	\$ 179,211	\$ 87,822	\$ 136,841	\$ 3,919	\$ 37,005	\$ 960,323	
Southeast Cove	\$ 178,898	\$ 300,916	\$ 62,473	\$ 192,558	\$ 32,250	\$ 4,249	\$ 2,484	\$ 773,829	
Amalga Harbor	\$ 76,803	\$ 140,971	\$ 83,733	\$ 244,130	\$ 44,112	\$ 18,474	\$ 53,768	\$ 661,990	
Grand Total	\$ 3,546,626	\$ 5,091,391	\$ 4,175,049	\$ 14,550,506	\$ 6,157,128	\$ 15,652,850	\$ 11,607,757	\$ 60,781,307	

Seine Ex-vessel Value - Annual Value by Project 2003-2009

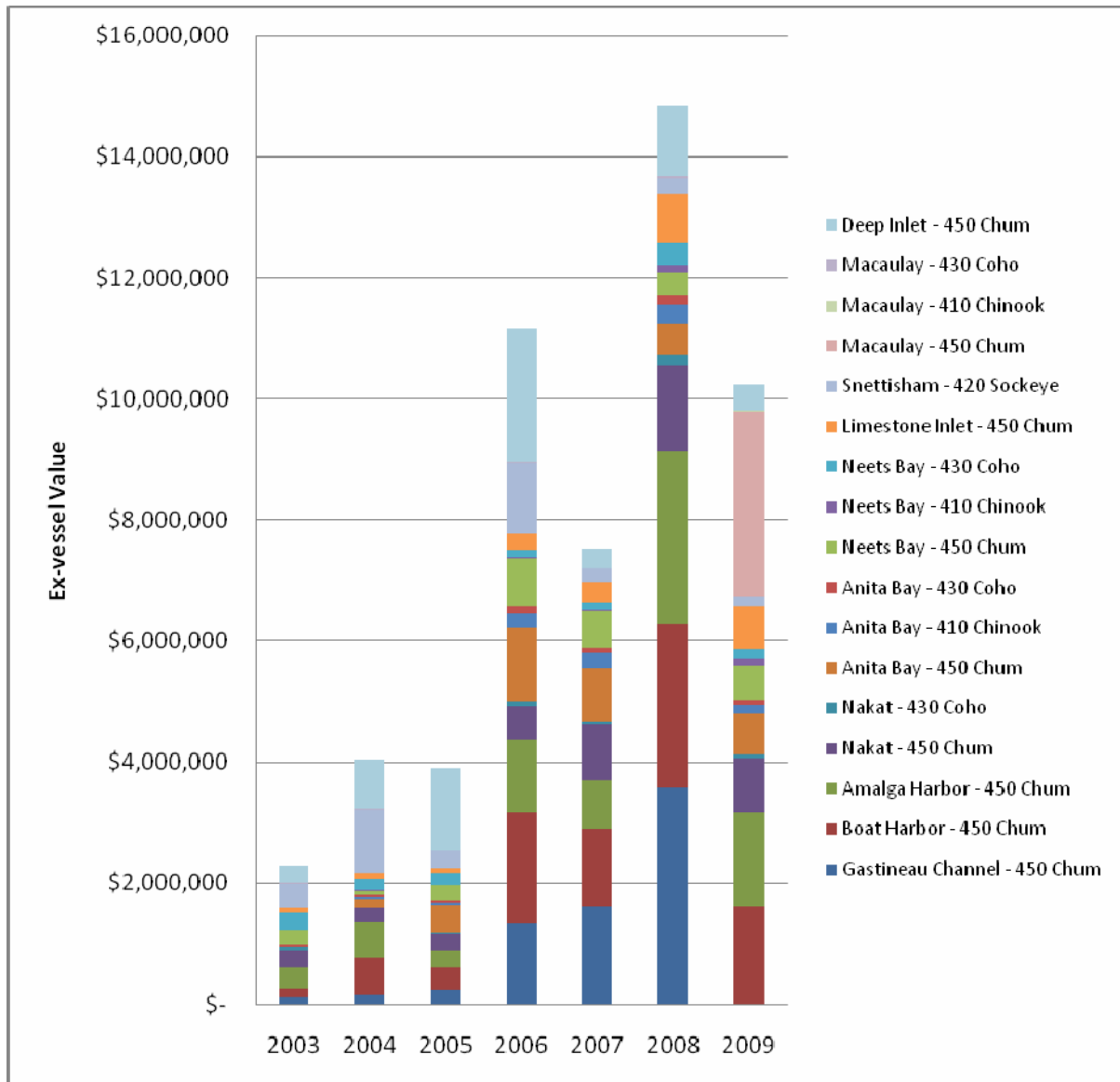


Gillnet Ex-vessel Value (Top 10) Total Value 2003-2009

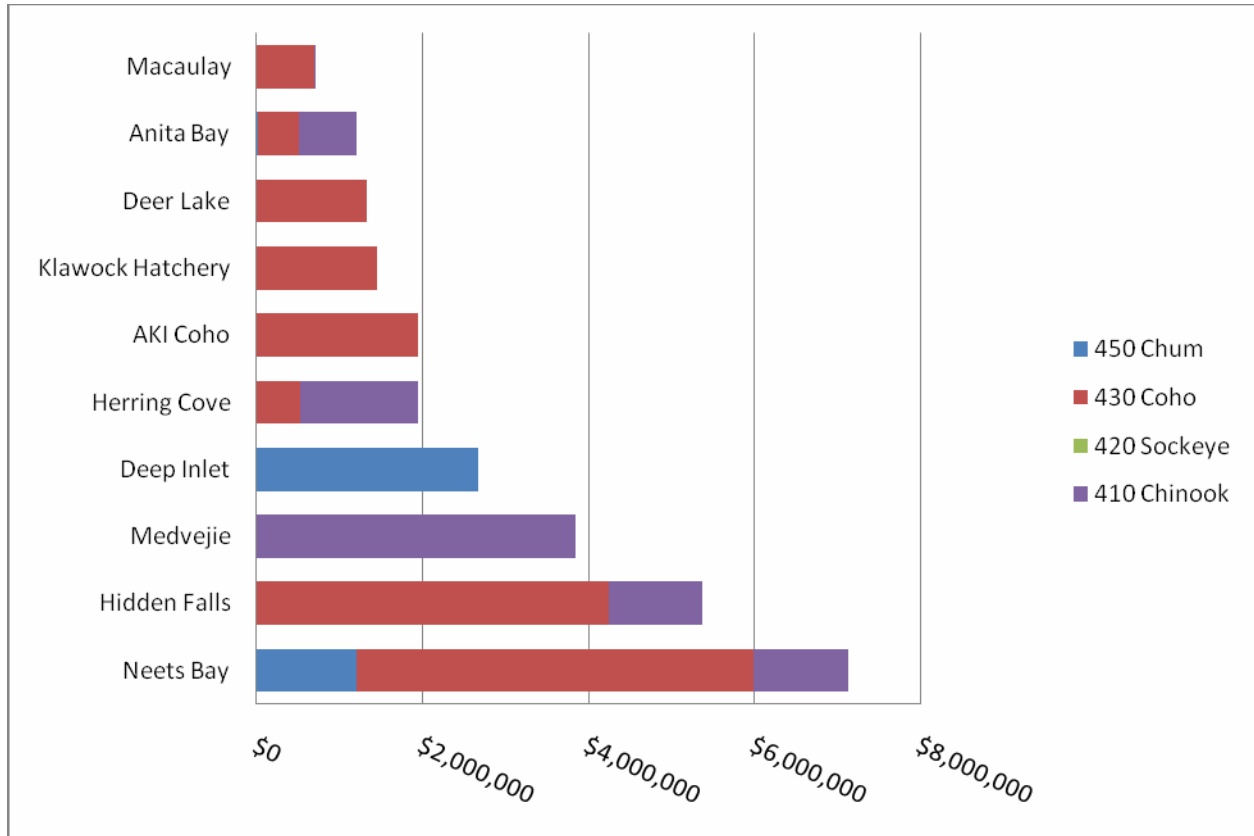


Sum of Value	Year								Grand Total
Project	2003	2004	2005	2006	2007	2008	2009		
Gastineau Channel	\$ 112,893	\$ 144,991	\$ 228,801	\$ 1,336,514	\$ 1,614,476	\$ 3,566,976	\$ 3,049,281	\$	\$ 10,053,932
Boat Harbor	\$ 130,544	\$ 616,284	\$ 395,593	\$ 1,820,345	\$ 1,286,513	\$ 2,724,331	\$ 1,621,567	\$	\$ 8,595,178
Amalga Harbor	\$ 381,852	\$ 581,991	\$ 249,338	\$ 1,218,130	\$ 789,209	\$ 2,836,513	\$ 1,542,983	\$	\$ 7,600,017
Deep Inlet	\$ 298,302	\$ 816,034	\$ 1,359,879	\$ 2,209,334	\$ 330,882	\$ 1,152,705	\$ 428,022	\$	\$ 6,595,158
Anita Bay	\$ 47,129	\$ 194,574	\$ 525,520	\$ 1,564,438	\$ 1,201,633	\$ 981,209	\$ 902,460	\$	\$ 5,416,964
Nakat	\$ 310,436	\$ 261,092	\$ 325,847	\$ 627,837	\$ 985,425	\$ 1,592,754	\$ 959,127	\$	\$ 5,062,516
Neets Bay	\$ 534,669	\$ 264,130	\$ 436,356	\$ 937,095	\$ 758,477	\$ 886,619	\$ 822,155	\$	\$ 4,639,500
Snettisham	\$ 389,499	\$ 1,048,135	\$ 289,657	\$ 1,152,369	\$ 225,674	\$ 253,906	\$ 154,449	\$	\$ 3,513,688
Limestone Inlet	\$ 79,819	\$ 99,854	\$ 79,085	\$ 274,116	\$ 337,182	\$ 803,981	\$ 727,407	\$	\$ 2,401,443
STIKINE	\$	\$ 235,901	\$ 245,554	\$ 269,176	\$ 461,561	\$ 216,698	\$ 250,699	\$	\$ 1,679,589
Grand Total	\$ 2,285,143	\$ 4,262,984	\$ 4,135,629	\$ 11,409,354	\$ 7,991,032	\$ 15,015,692	\$ 10,458,151	\$	\$ 55,557,985

Gillnet Ex-vessel Value - Annual Value by Project 2003-2009

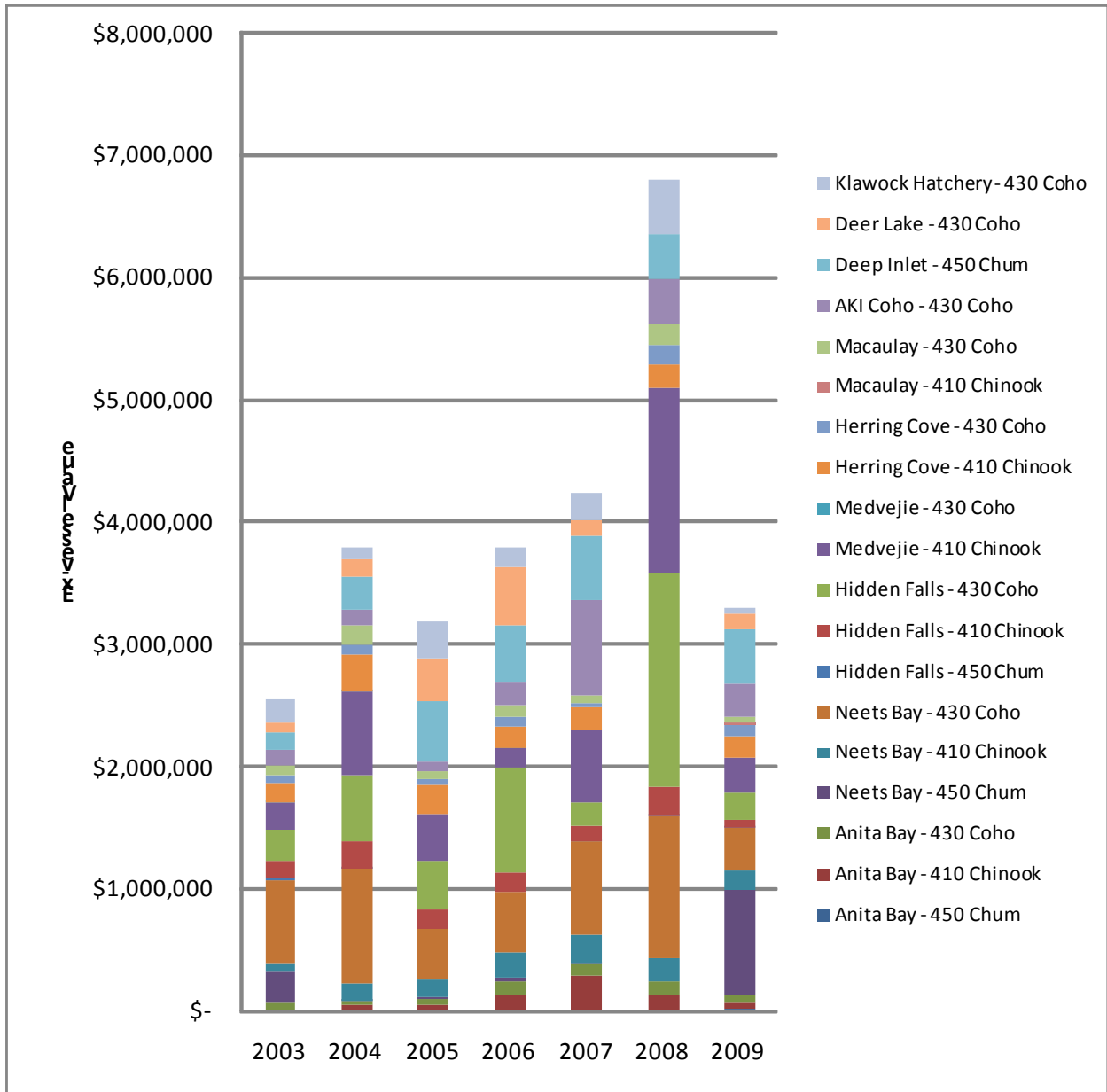


Troll Ex-vessel Value (Top 10) Total Value 2003-2009

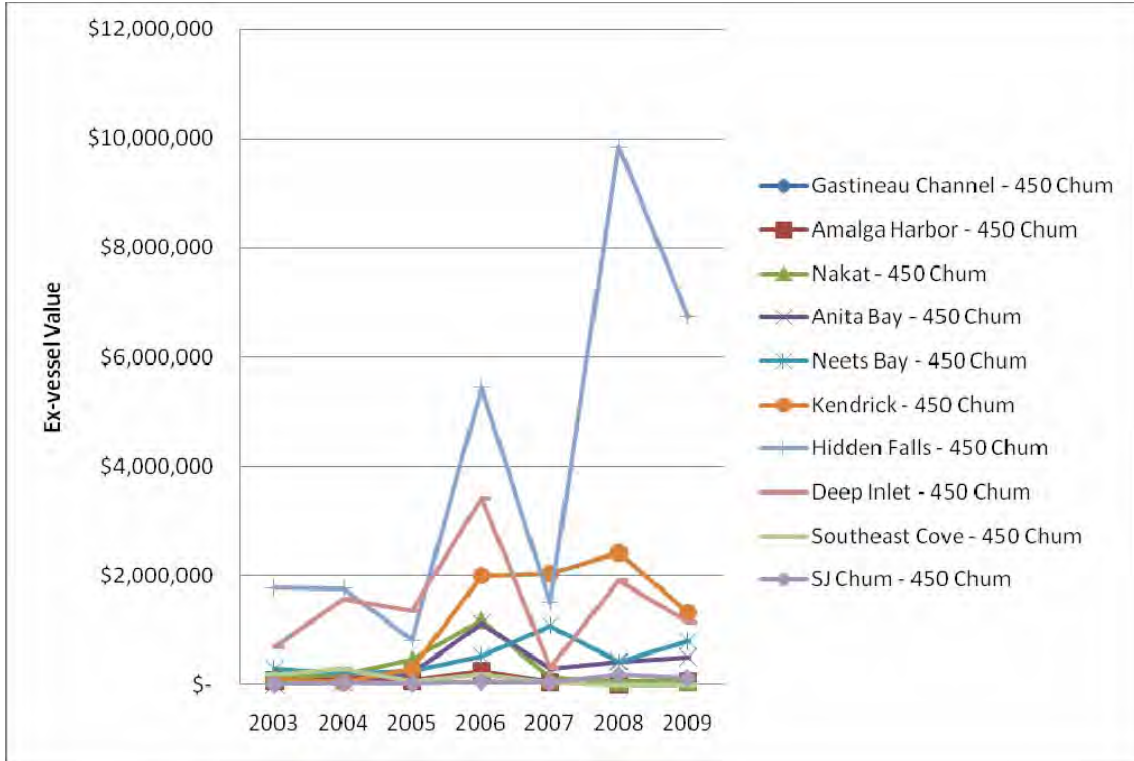


Sum of Value	Year							
Project	2003	2004	2005	2006	2007	2008	2009	Grand Total
Neets Bay	\$ 1,008,090	\$ 1,086,032	\$ 576,254	\$ 735,902	\$ 1,006,173	\$ 1,354,368	\$ 1,364,761	\$ 7,131,579
Hidden Falls	\$ 418,016	\$ 772,506	\$ 557,762	\$ 1,014,439	\$ 319,757	\$ 1,997,157	\$ 292,527	\$ 5,372,165
Medvejie	\$ 226,930	\$ 685,049	\$ 385,035	\$ 158,694	\$ 599,970	\$ 1,505,574	\$ 287,013	\$ 3,848,265
Deep Inlet	\$ 136,234	\$ 278,122	\$ 486,308	\$ 448,587	\$ 515,900	\$ 364,989	\$ 450,808	\$ 2,680,948
Herring Cove	\$ 222,153	\$ 373,141	\$ 276,157	\$ 257,780	\$ 213,239	\$ 351,597	\$ 259,902	\$ 1,953,969
AKI Coho	\$ 129,780	\$ 128,800	\$ 82,422	\$ 189,455	\$ 776,201	\$ 370,227	\$ 273,967	\$ 1,950,852
Klawock Hatchery	\$ 182,939	\$ 102,496	\$ 299,199	\$ 158,878	\$ 231,227	\$ 432,519	\$ 43,486	\$ 1,450,744
Deer Lake	\$ 90,670	\$ 139,270	\$ 357,652	\$ 477,996	\$ 132,987	\$ -	\$ 129,087	\$ 1,327,662
Anita Bay	\$ 59,377	\$ 75,439	\$ 93,047	\$ 240,317	\$ 375,721	\$ 233,386	\$ 130,549	\$ 1,207,834
Macaulay	\$ 73,001	\$ 154,584	\$ 72,753	\$ 101,295	\$ 72,070	\$ 182,263	\$ 65,085	\$ 721,050
Grand Total	\$ 2,547,189	\$ 3,795,438	\$ 3,186,589	\$ 3,783,343	\$ 4,243,245	\$ 6,792,078	\$ 3,297,186	\$ 27,645,068

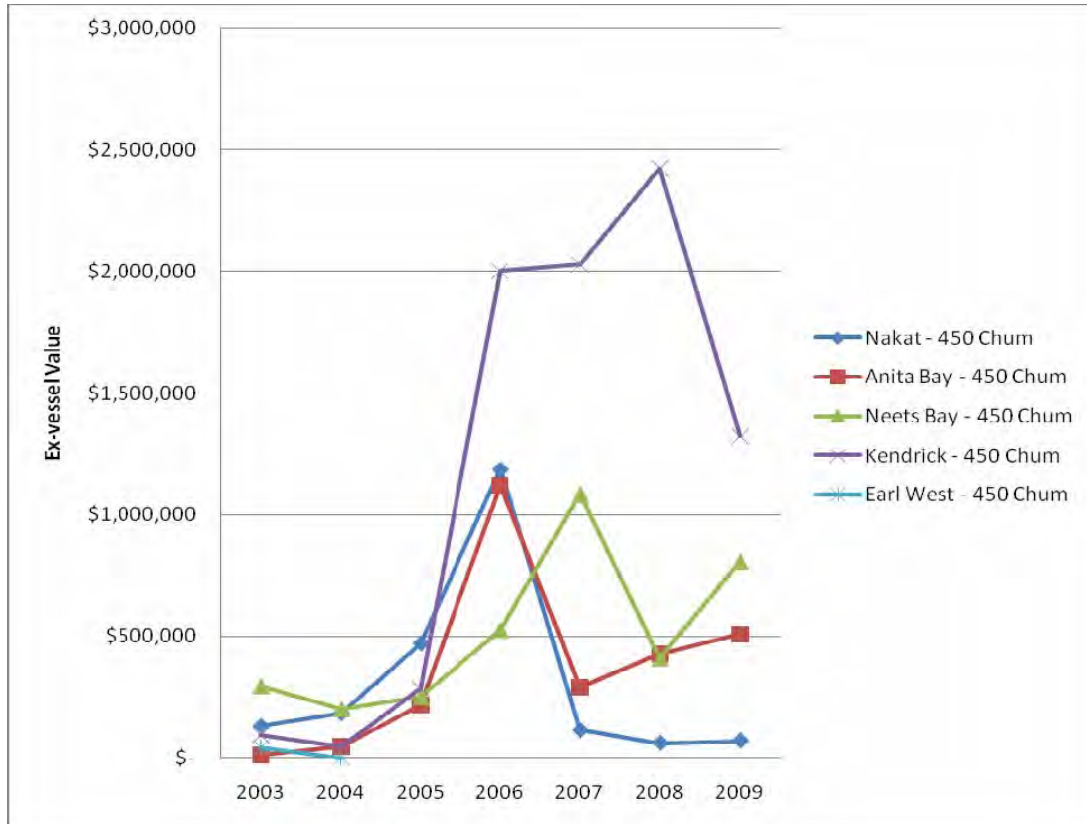
Troll Ex-vessel Value - Annual Value by Project 2003-2009



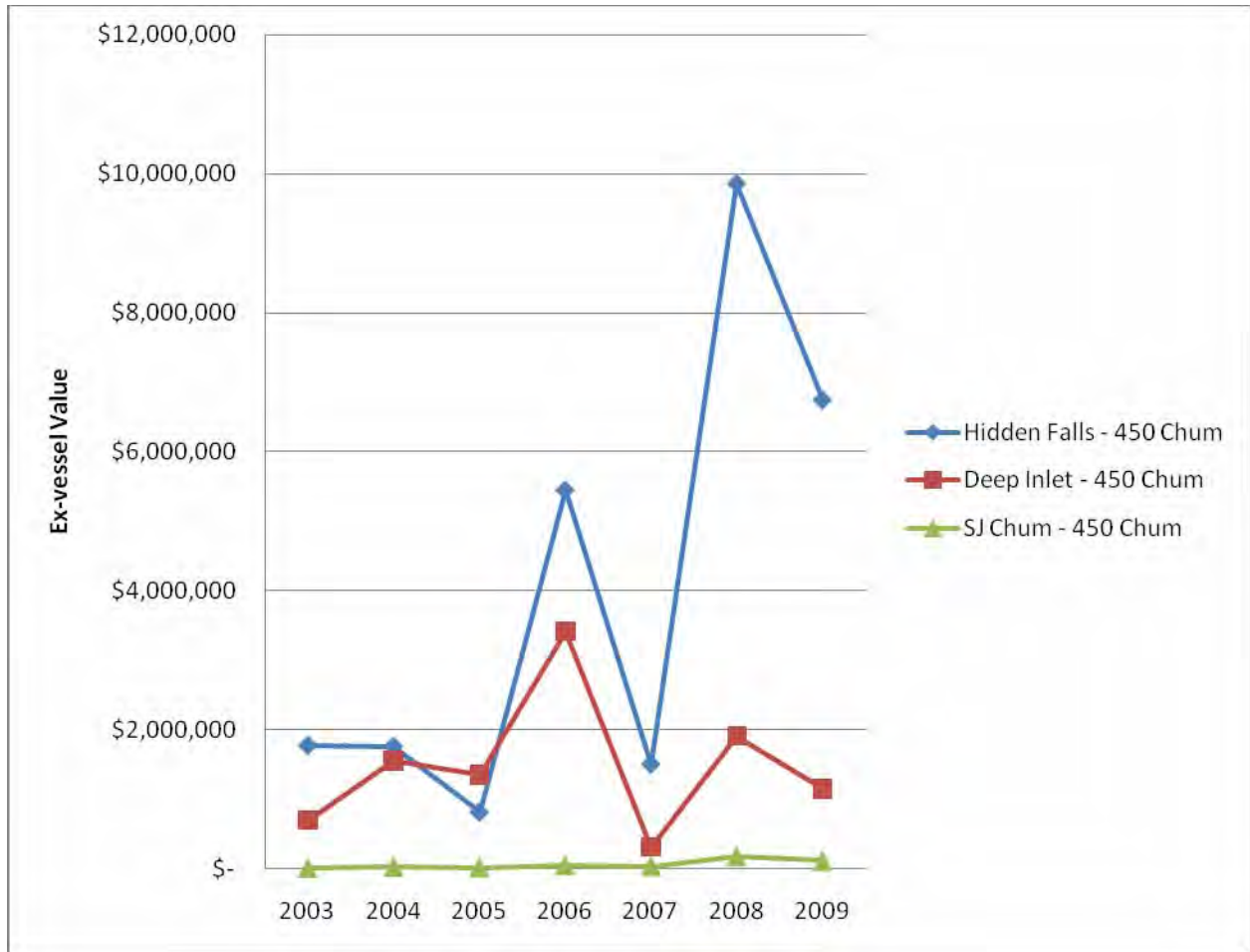
Seine Chum



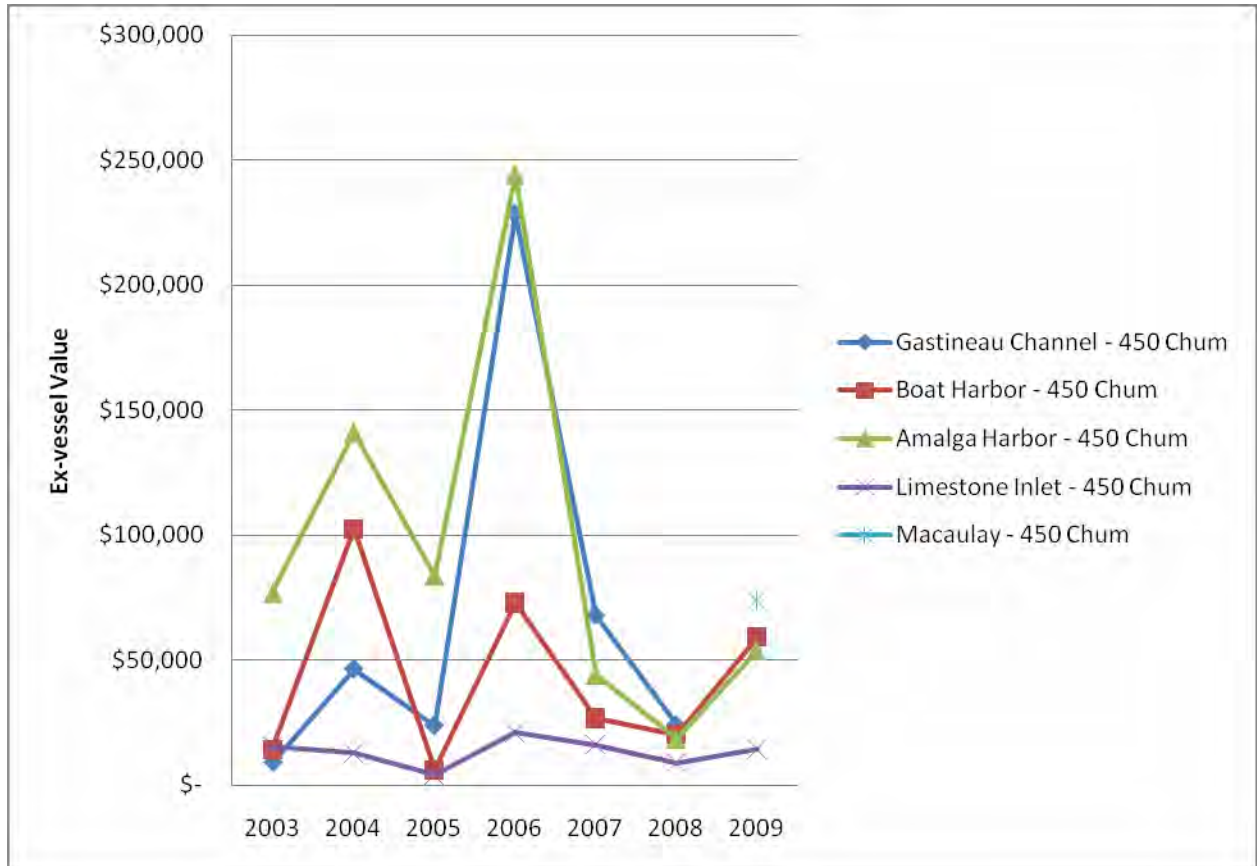
Seine Chum – SSRAA



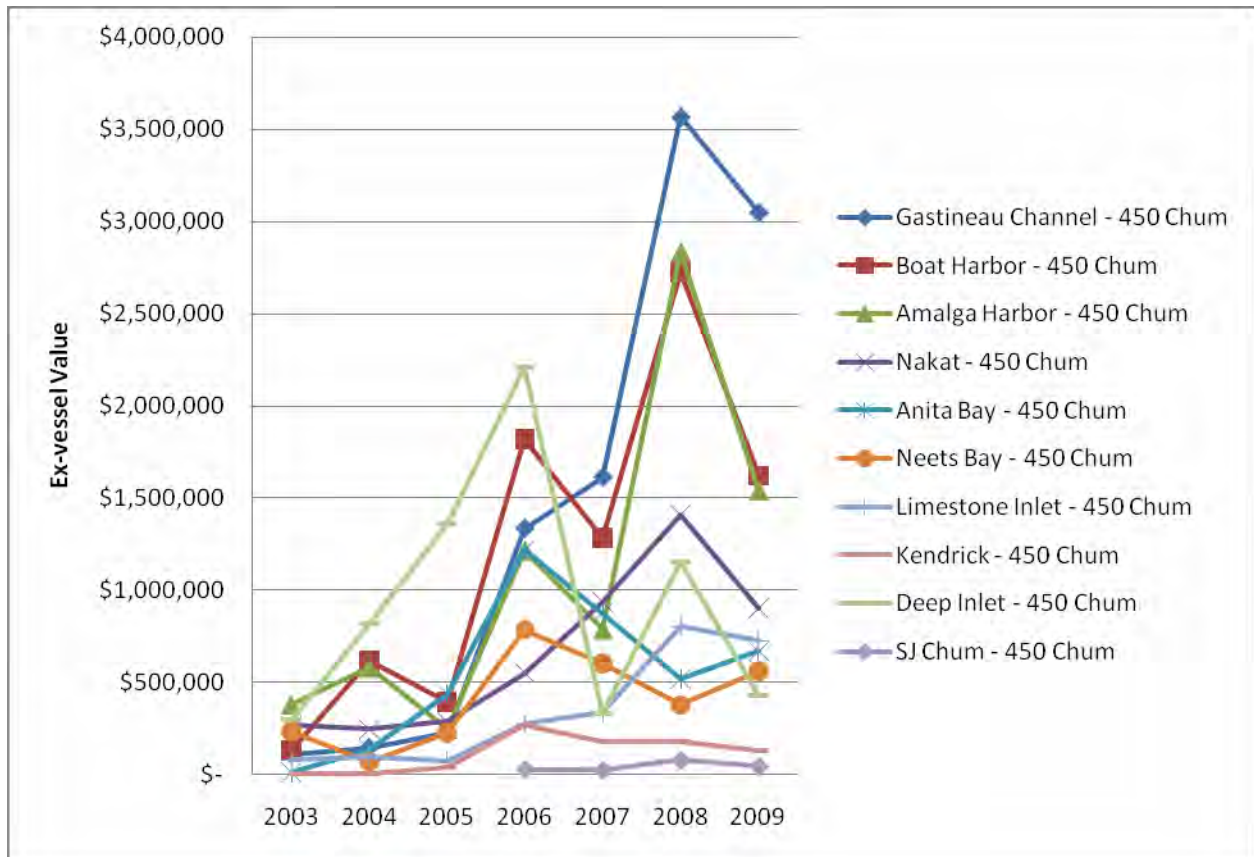
Seine Chum - NSRAA (includes SJH at Deep Inlet)



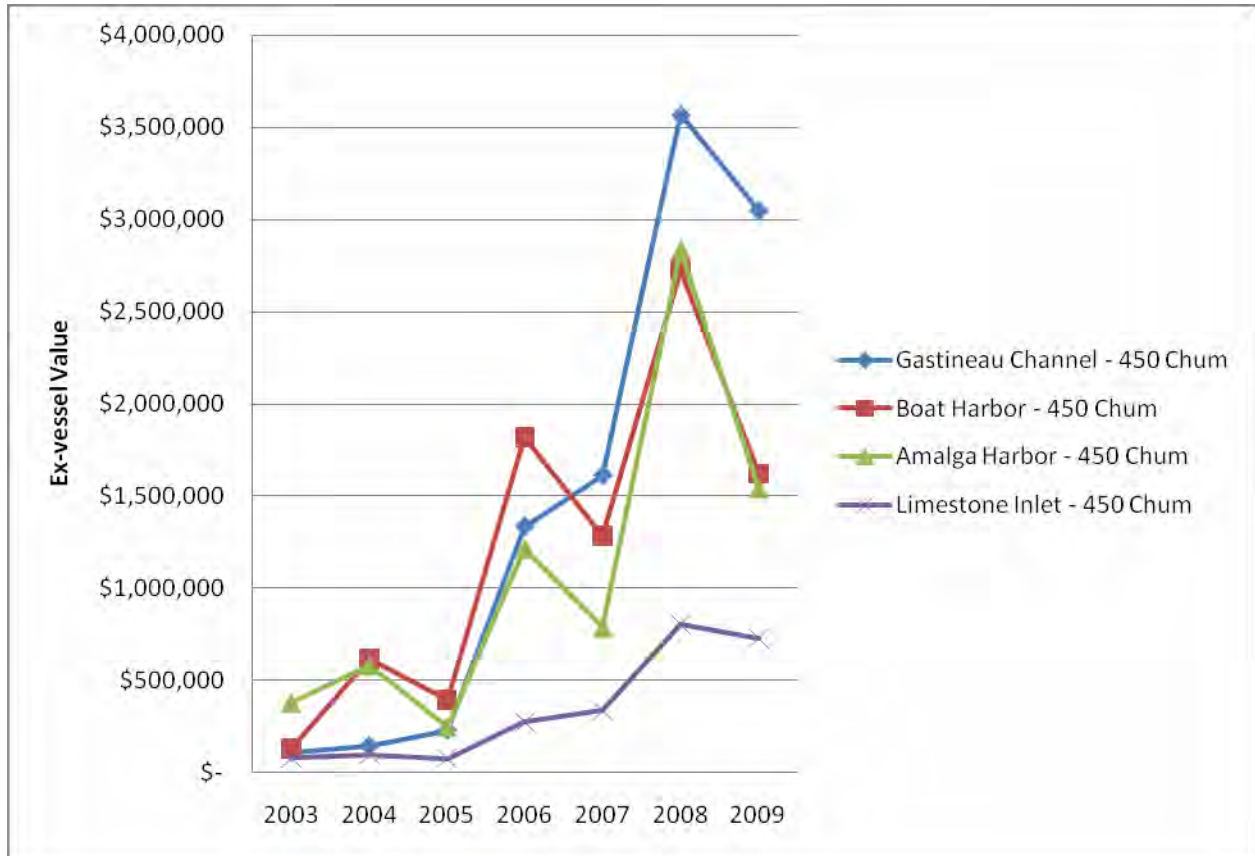
Seine Chum - DIPAC



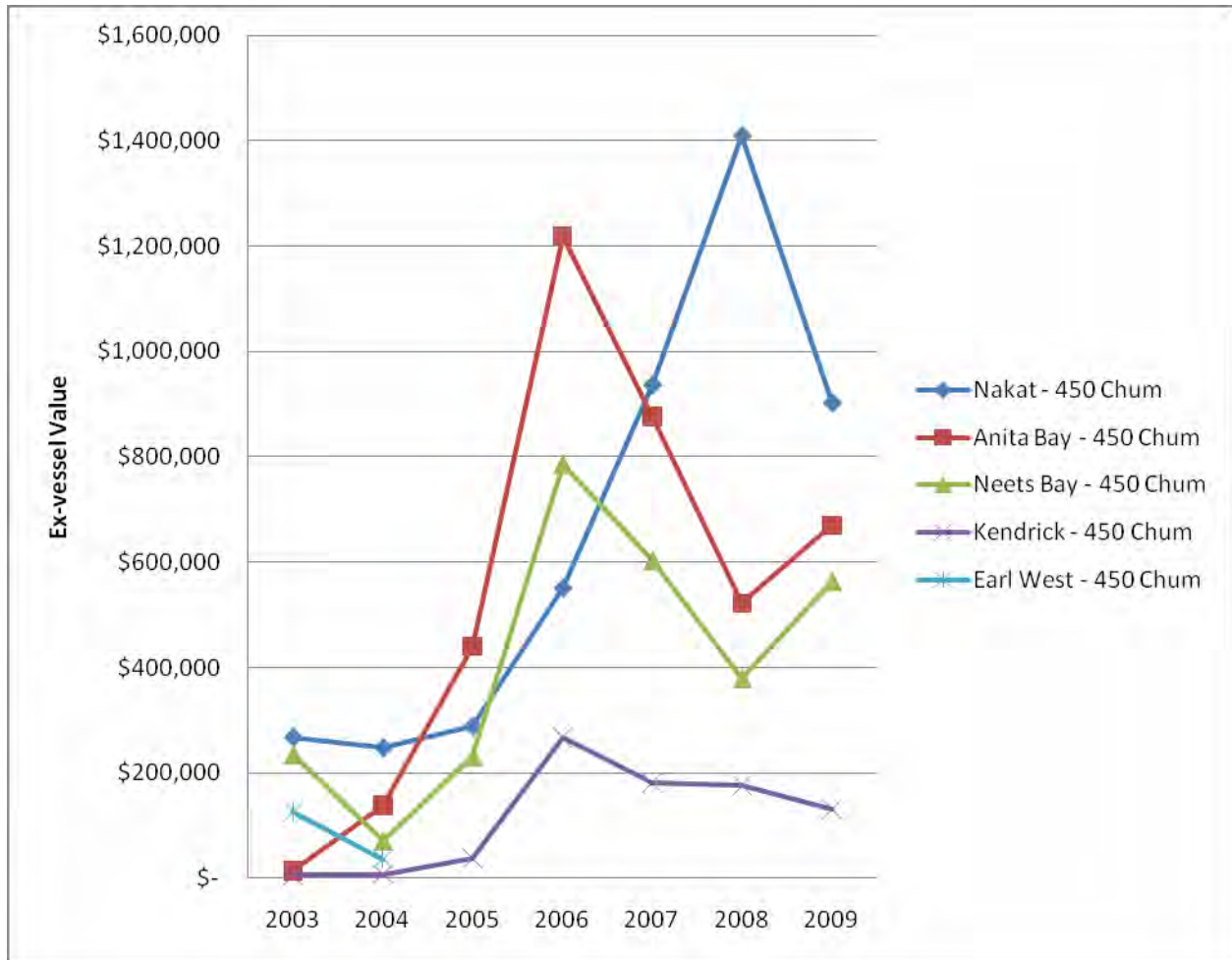
Gillnet Chum



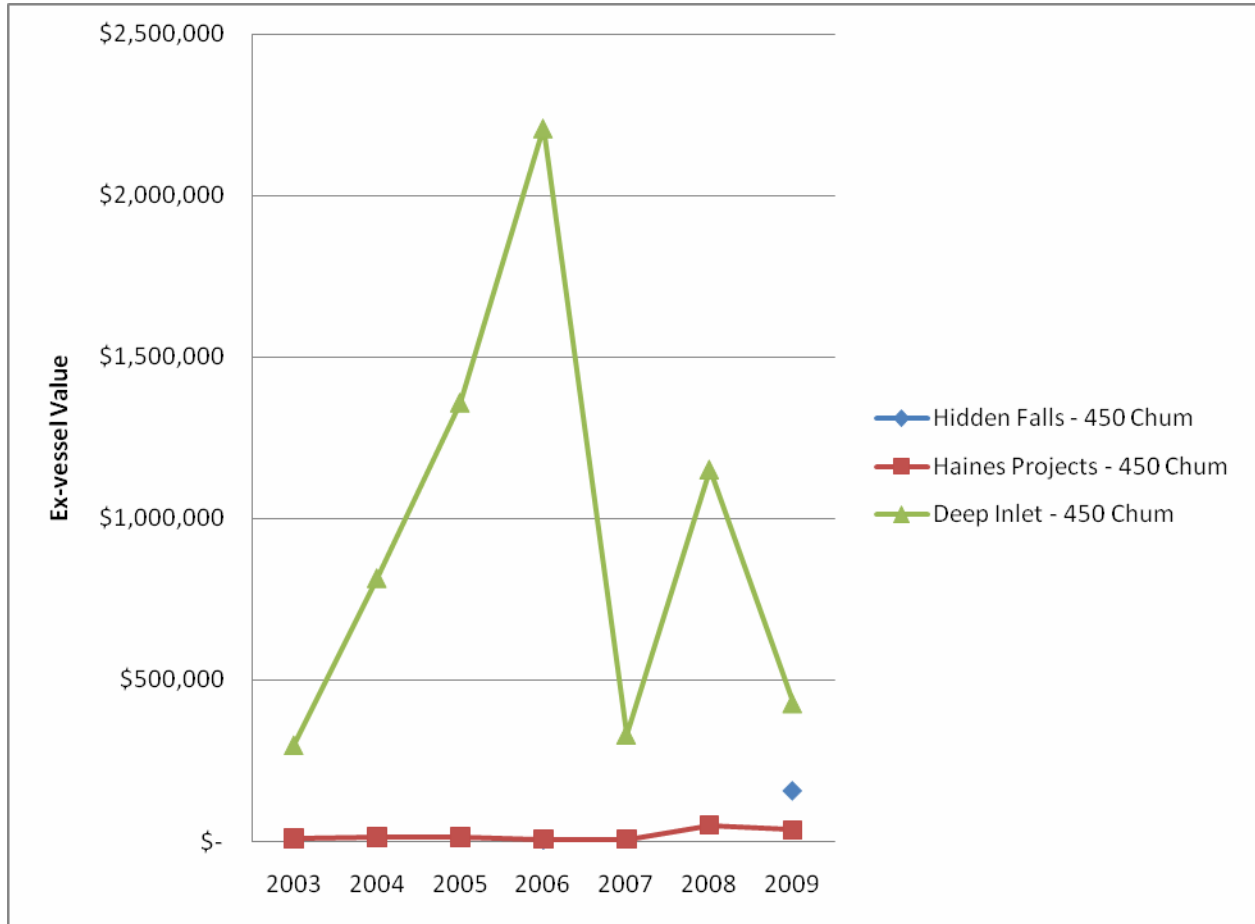
Gillnet Chum - DIPAC



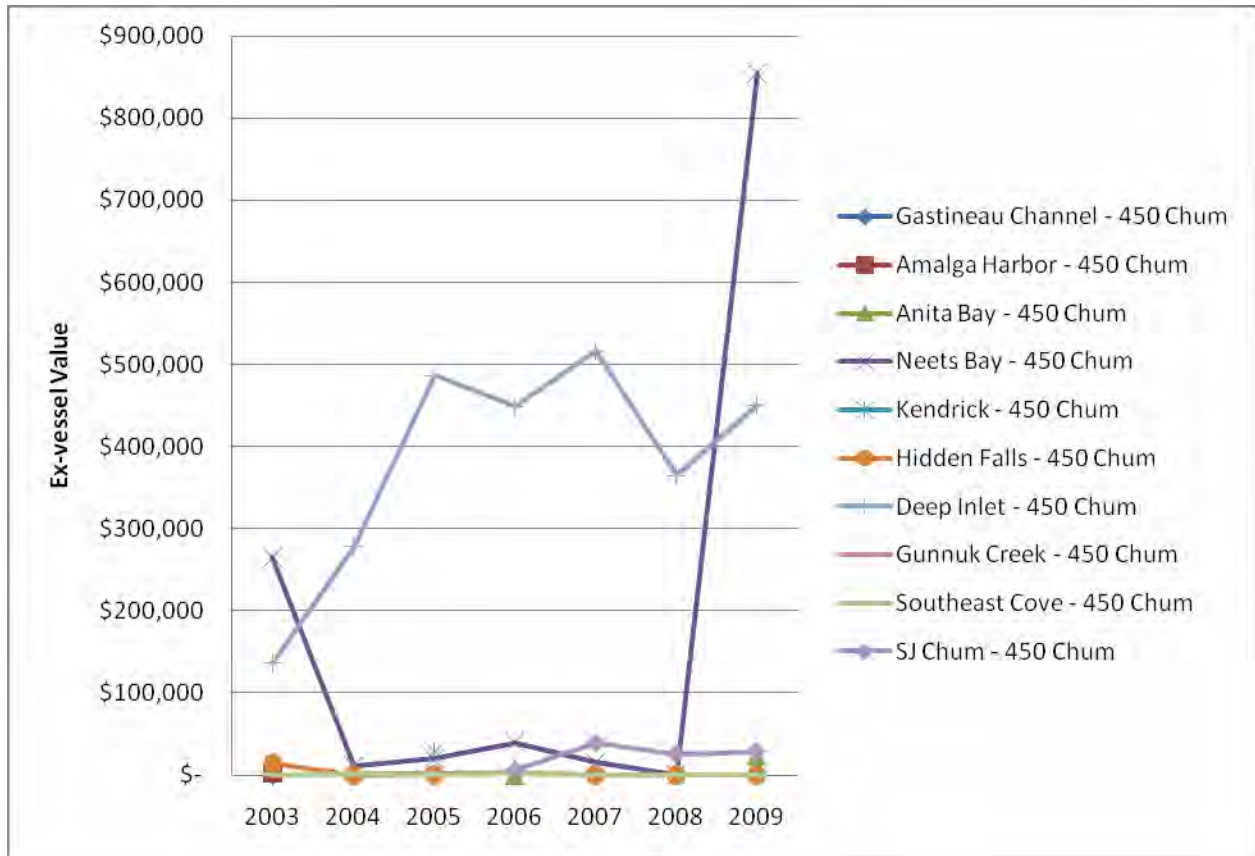
Gillnet Chum - SSRAA



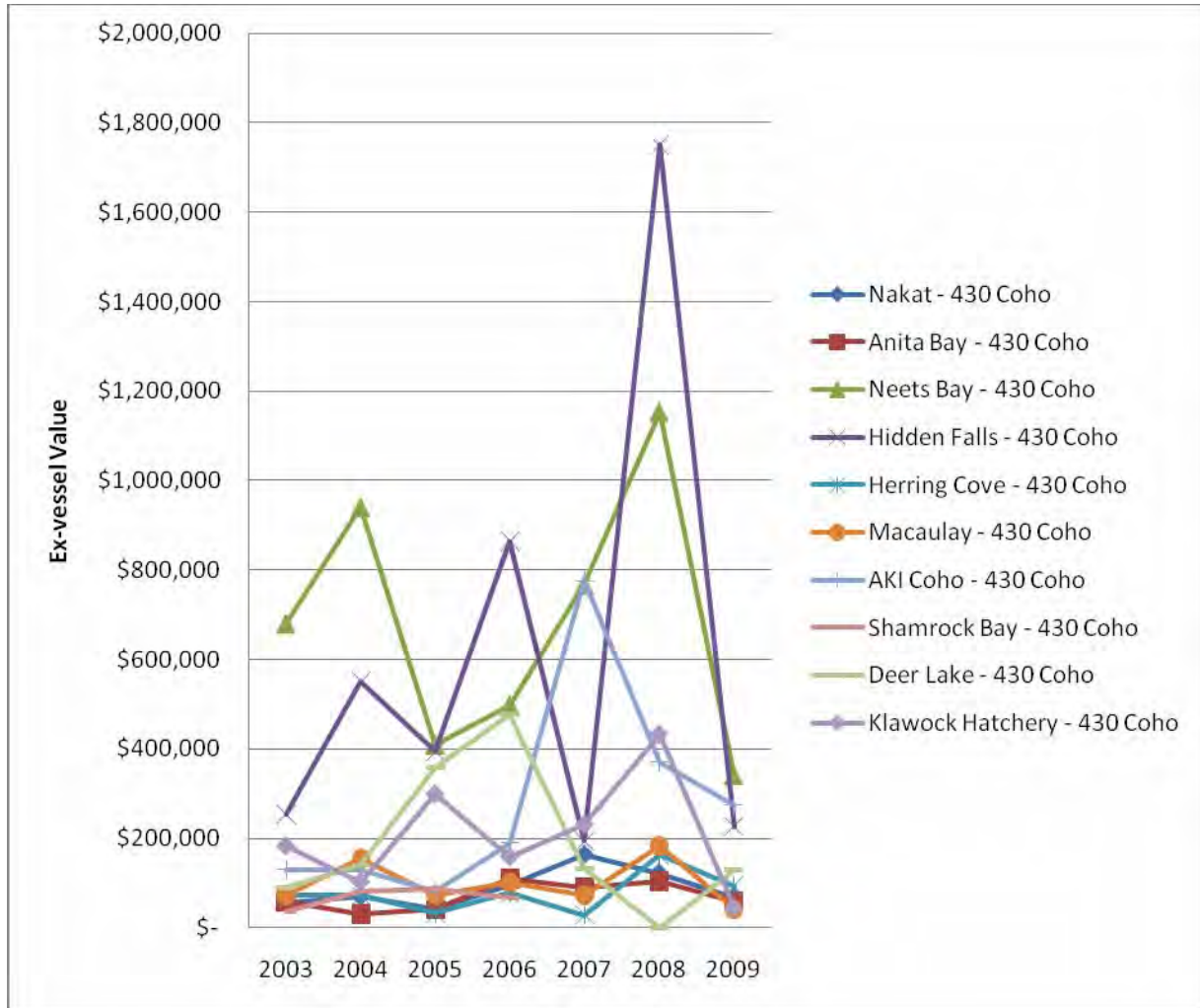
Gillnet Chum – NSRAA



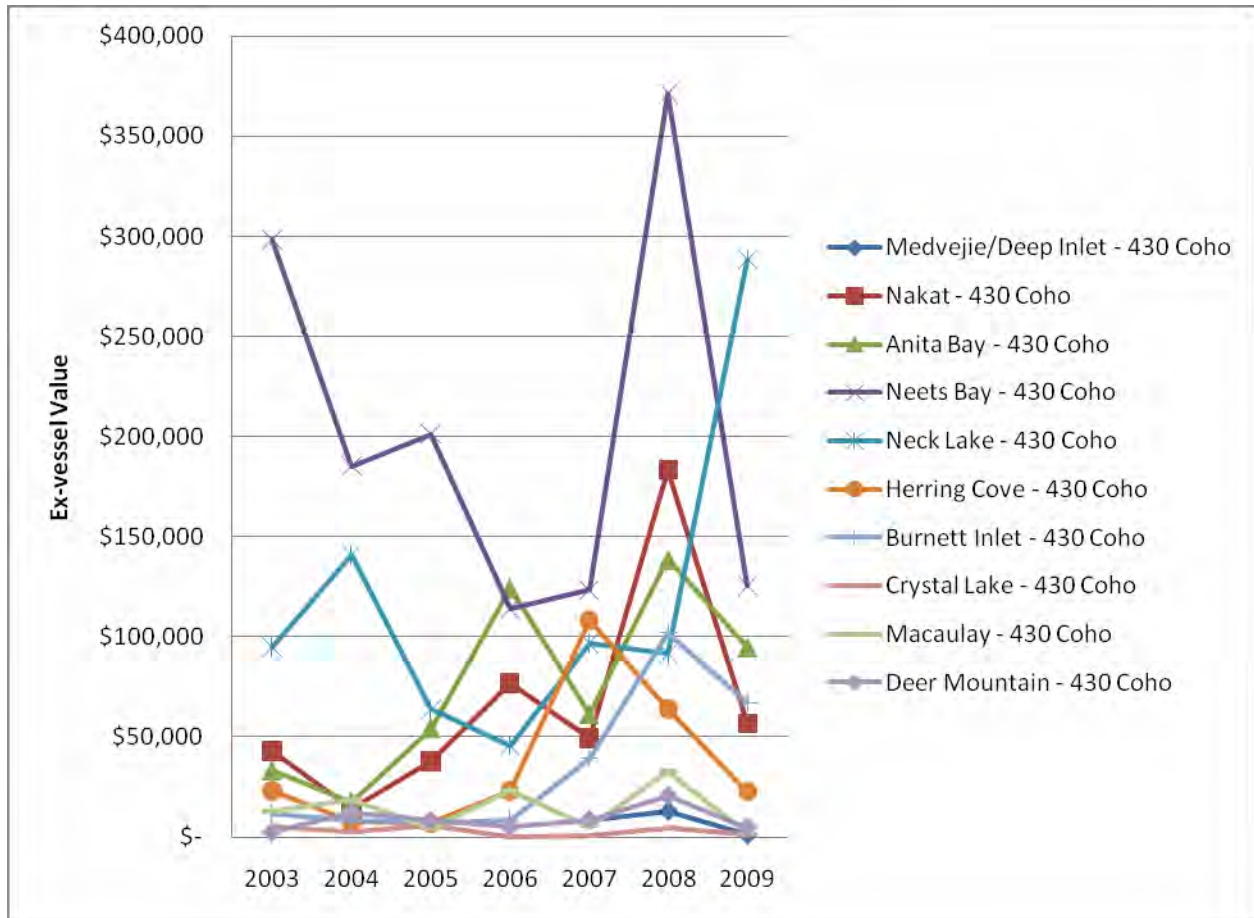
Troll Chum



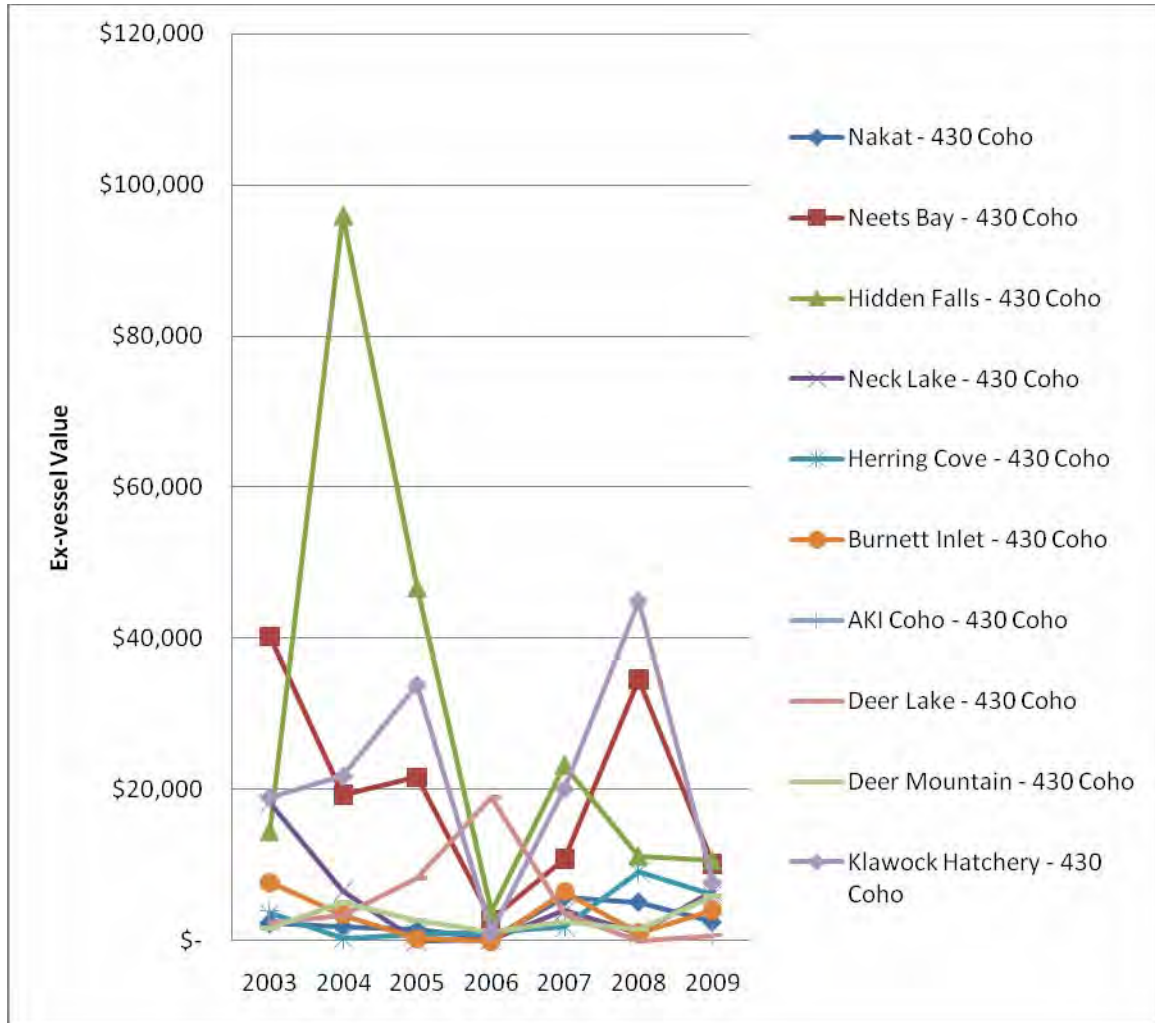
Troll Coho



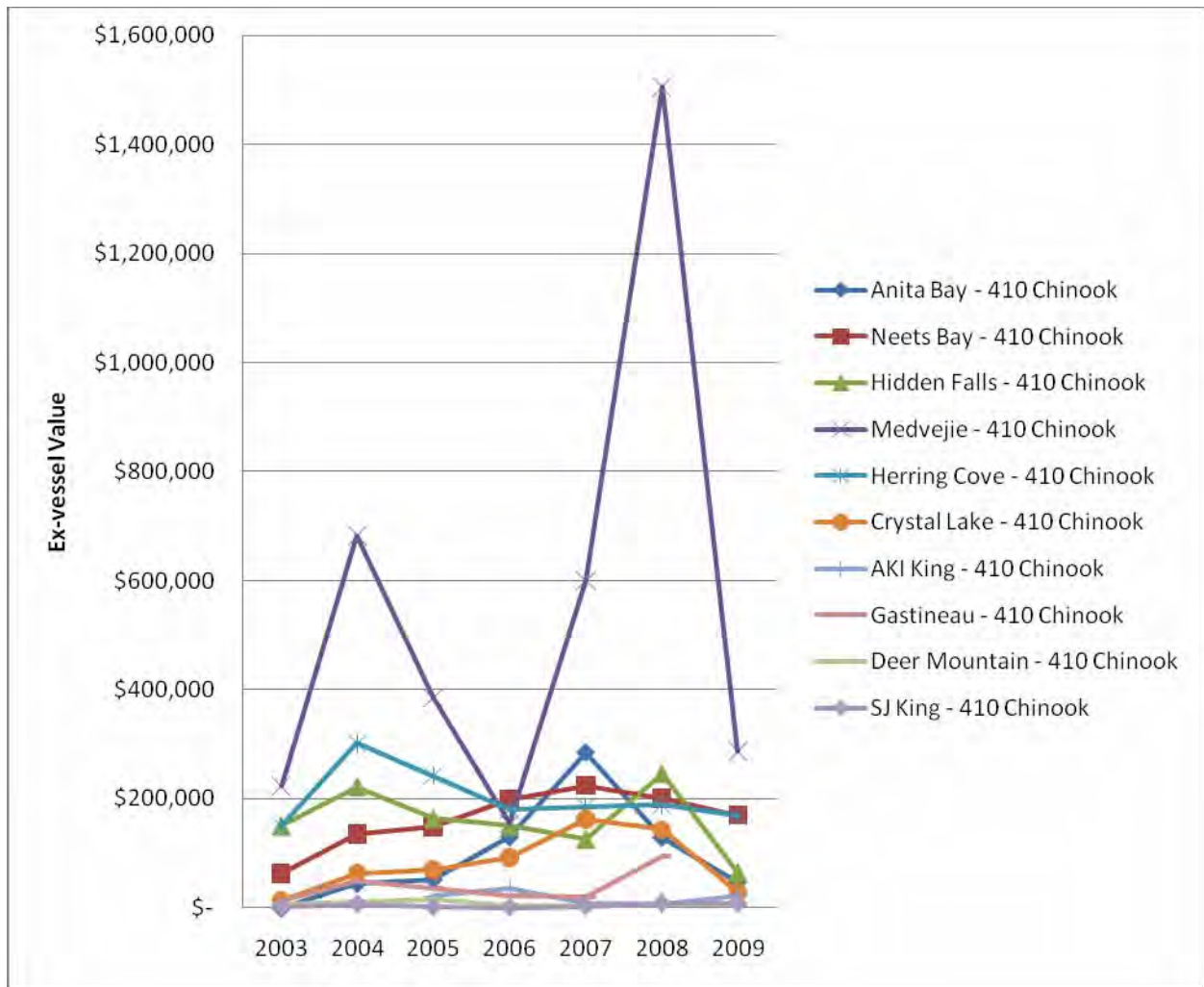
Gillnet Coho



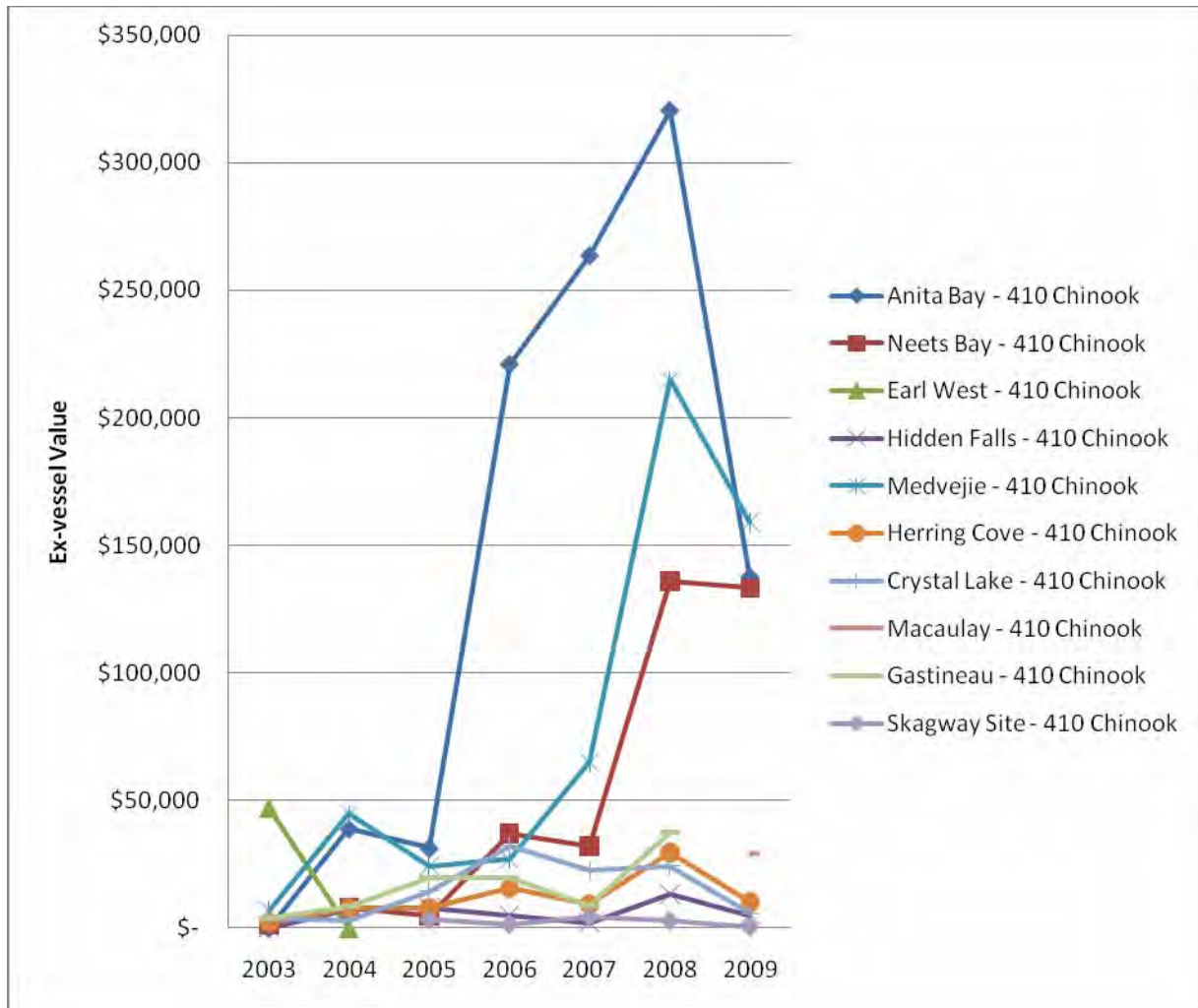
Seine Coho



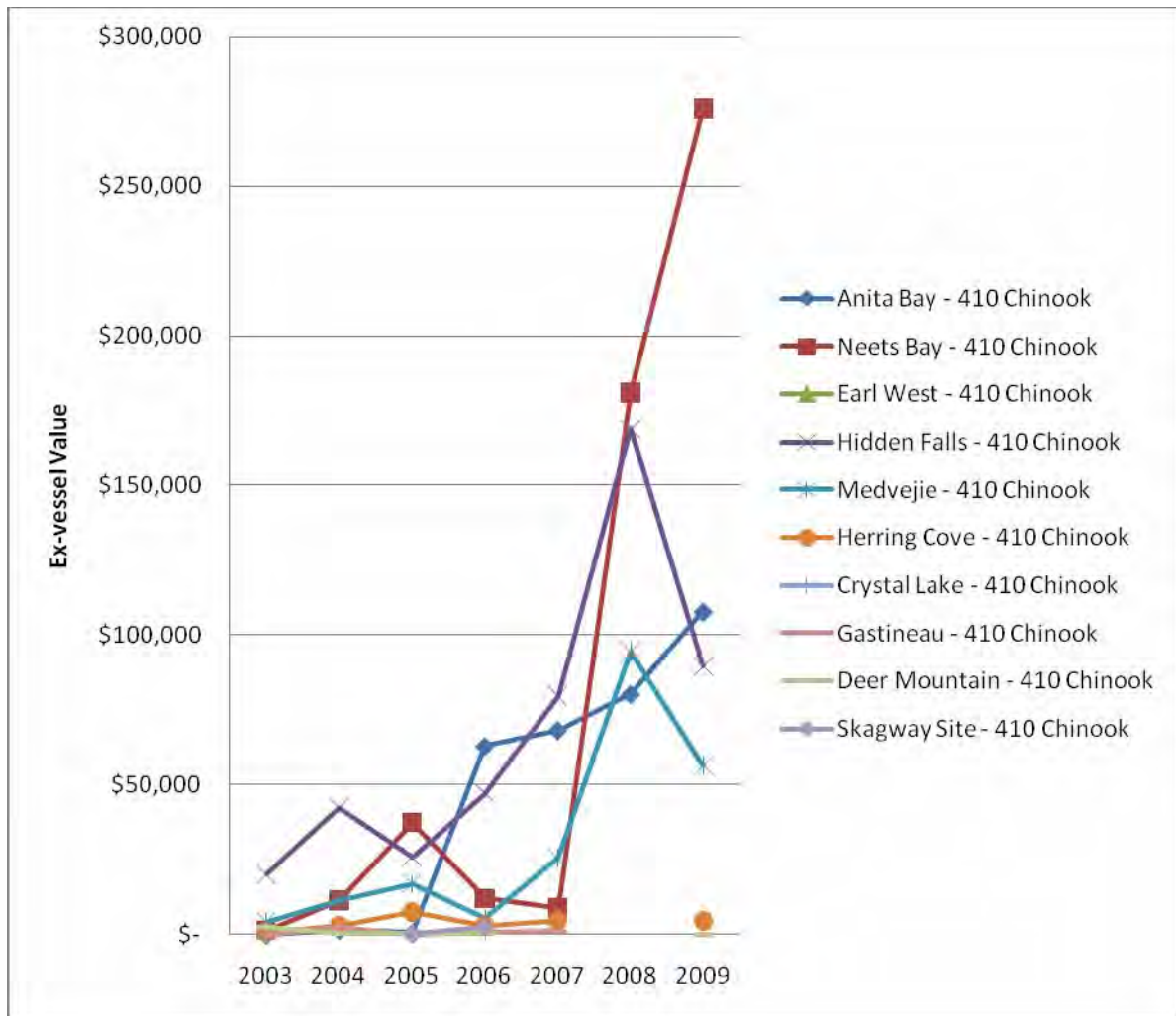
Troll Chinook



Gillnet Chinook



Seine Chinook



Project Value by Species & Gear - 7 year totals 2003-09

Chum						
Period:						
2003-2009 (years with project-level data)						
Gear	gillnet	Gear	seine	Gear	troll	
Agency	(All)	Agency	(All)	Agency	(All)	
Year	(Multiple Items)	Year	(Multiple Items)	Year	(Multiple Items)	
Species	450 Chum	Species	450 Chum	Species	450 Chum	
Sum of Value		Sum of Value		Sum of Value		
Project	Total	Project	Total	Project	Total	
Gastineau Channel	\$ 10,053,932	Hidden Falls	\$ 27,903,546	Deep Inlet	\$ 2,680,948	
Boat Harbor	\$ 8,595,178	Deep Inlet	\$ 10,406,805	Neets Bay	\$ 1,205,875	
Amalga Harbor	\$ 7,600,017	Kendrick	\$ 8,199,061	SJ Chum	\$ 98,300	
Deep Inlet	\$ 6,595,158	Neets Bay	\$ 3,575,958	Kendrick	\$ 27,780	
Nakat	\$ 4,601,705	Anita Bay	\$ 2,622,114	Anita Bay	\$ 23,594	
Anita Bay	\$ 3,880,358	Nakat	\$ 2,215,605	Hidden Falls	\$ 14,931	
Neets Bay	\$ 2,868,879	Southeast Cove	\$ 773,829	Gunnuk Creek	\$ 5,594	
Limestone Inlet	\$ 2,401,443	Amalga Harbor	\$ 661,990	Southeast Cove	\$ 3,173	
Kendrick	\$ 809,479	Gastineau Channel	\$ 473,316	Amalga Harbor	\$ 2,193	
SJ Chum	\$ 179,882	SJ Chum	\$ 459,714	Gastineau Channel	\$ 459	
Grand Total	\$ 47,586,031	Grand Total	\$ 57,291,939	Grand Total	\$ 4,062,846	

Coho						
Period:						
2003-2009 (years with project-level data)						
Gear	gillnet	Gear	seine	Gear	troll	
Agency	(All)	Agency	(All)	Agency	(All)	
Year	(Multiple Items)	Year	(Multiple Items)	Year	(Multiple Items)	
Species	430 Coho	Species	430 Coho	Species	430 Coho	
Sum of Value		Sum of Value		Sum of Value		
Project	Total	Project	Total	Project	Total	
Neets Bay	\$ 1,418,952	Hidden Falls	\$ 205,937	Neets Bay	\$ 4,785,362	
Neck Lake	\$ 822,003	Klawock Hatchery	\$ 148,470	Hidden Falls	\$ 4,231,988	
Anita Bay	\$ 523,751	Neets Bay	\$ 139,414	AKI Coho	\$ 1,950,852	
Nakat	\$ 460,811	Deer Lake	\$ 37,283	Klawock Hatchery	\$ 1,450,744	
Herring Cove	\$ 255,653	Neck Lake	\$ 36,365	Deer Lake	\$ 1,327,662	
Burnett Inlet	\$ 244,376	AKI Coho	\$ 24,703	Macaulay	\$ 696,746	
Macaulay	\$ 97,893	Herring Cove	\$ 22,925	Nakat	\$ 617,501	
Deer Mountain	\$ 61,534	Burnett Inlet	\$ 22,851	Herring Cove	\$ 538,914	
Medvejje/Deep Inlet	\$ 22,356	Deer Mountain	\$ 20,357	Anita Bay	\$ 494,933	
Crystal Lake	\$ 20,469	Nakat	\$ 18,997	Shamrock Bay	\$ 272,521	
Grand Total	\$ 3,927,799	Grand Total	\$ 677,302	Grand Total	\$ 16,367,222	

Project Value by Species & Gear - 7 year totals 2003-09

Chinook							
Period:							
2003-2009 (years with project-level data)							
Gear	gillnet	Gear	seine	Gear	troll		
Agency	(All)	Agency	(All)	Agency	(All)		
Year	(Multiple Items)	Year	(Multiple Items)	Year	(Multiple Items)		
Species	410 Chinook	Species	410 Chinook	Species	410 Chinook		
Sum of Value		Sum of Value		Sum of Value			
Project	Total	Project	Total	Project	Total		
Anita Bay	\$ 1,012,856	Neets Bay	\$ 527,687	Medvejie	\$ 3,838,582		
Medvejie	\$ 542,025	Hidden Falls	\$ 473,743	Herring Cove	\$ 1,415,055		
Neets Bay	\$ 351,669	Anita Bay	\$ 321,592	Neets Bay	\$ 1,140,343		
Crystal Lake	\$ 105,658	Medvejie	\$ 214,245	Hidden Falls	\$ 1,125,246		
Gastineau	\$ 97,473	Herring Cove	\$ 23,160	Anita Bay	\$ 689,308		
Herring Cove	\$ 82,413	Gastineau	\$ 4,366	Crystal Lake	\$ 573,084		
Earl West	\$ 46,787	Deer Mountain	\$ 3,269	Gastineau	\$ 236,503		
Hidden Falls	\$ 40,743	Skagway Site	\$ 2,577	AKI King	\$ 94,514		
Macaulay	\$ 28,875	Earl West	\$ 1,687	Deer Mountain	\$ 55,508		
Skagway Site	\$ 12,387	Crystal Lake	\$ 1,672	SJ King	\$ 26,861		
Grand Total	\$ 2,320,884	Grand Total	\$ 1,573,998	Grand Total	\$ 9,195,005		

Sockeye							
Period:							
2003-2009 (years with project-level data)							
Gear	gillnet	Gear	seine	Gear	troll		
Agency	(All)	Agency	(All)	Agency	(All)		
Year	(Multiple Items)	Year	(Multiple Items)	Year	(Multiple Items)		
Species	420 Sockeye	Species	420 Sockeye	Species	420 Sockeye		
Sum of Value		Sum of Value		Sum of Value			
Project	Total	Project	Total	Project	Total		
Snettisham	\$ 3,513,688	Snettisham	\$ 960,323	Neck Lake	\$ 11,827		
STIKINE	\$ 1,679,589	Hugh Smith Lake	\$ 69,352	Grand Total	\$ 11,827		
TAKU	\$ 150,095	Sweetheart	\$ 64,082				
Sweetheart	\$ 140,312	Neck Lake	\$ 11,590				
Hugh Smith Lake	\$ 117,157	McDonald Lake	\$ 1,022				
Neck Lake	\$ 64,718	Burnett Inlet	\$ 379				
Burnett Inlet	\$ 31,207	Grand Total	\$ 1,106,748				
Chilkat Lake IB	\$ 27,554						
McDonald Lake	\$ 2,327						
Grand Total	\$ 5,726,646						