


**NORTHERN**



(907) 747-6850  
FAX (907) 747-1470  
EMAIL [steve\\_reifenstuhl@nsraa.org](mailto:steve_reifenstuhl@nsraa.org)

**SOUTHEAST REGIONAL AQUACULTURE ASSOCIATION, INC.**

1308 Sawmill Creek Road Sitka, Alaska 99835

June 1, 2010

## **Request for Proposals for 2010 Season**

### **Purchase of Chum and Chinook Broodstock Carcasses & Surplus Whole Broodstock**

NSRAA is seeking proposals for purchase of chum and chinook salmon bodies, green eggs, and surplus fish during and subsequent to egg take operations at Medvejie and Hidden Falls Hatcheries. NSRAA will separate the roe from the females, although both fish and eggs must be taken by the winning bidder. Discrete bid prices for each facility and species are expected, recognizing the uniqueness of each hatchery.

#### **Hidden Falls Hatchery**

This lot of chum is expected to be 130,000 chum bodies (~910,000 lbs) and 6,500 pounds of excess eggs unusable for live egg takes. In the past five years there has been little or no excess whole chum subsequent to egg takes. However, in the event there are excess fish in 2010, NSRAA will sell the roe and carcasses. Loose and skein eggs will be placed in 5 gallon buckets, placed in a chiller at 34<sup>0</sup>F and held until transport. Egg takes begin about July 20 and continue to August 20, although in 2009 the egg take was compressed to two and a half weeks. Chum salmon surplus to egg take needs, if any, would be available between August 20 and September 1. (see attachment)

In addition we expect 1,000 chinook frames and 500 excess whole chinook during August 15 to August 25.

#### **Medvejie Hatchery**

The Medvejie lot of chum is expected to be between 45,000 (scenario 1) and 60,000 (scenario 2) carcasses (~315,000 and 420,000 lbs respectively) and 160 to 1,000 pounds of excess eggs unusable for live egg takes. In the past five years there have been few if any excess broodstock and two of the years broodstock needs were not fully met. However, in the event there are excess fish in 2010, NSRAA will sell the roe and carcasses. Loose and skein eggs will be contained in 5 gallon buckets, placed in a chiller at 34<sup>0</sup>F and held until transport.

Eggtakes begin about August 20 continue to September 20. Chum salmon surplus to eggtake needs, if any, will be available between September 20 and October 7. (see attachment)

In addition we expect 4,000 chinook bodies and 1000 excess whole chinook during August 15 to August 25.

### **Bid Criteria**

#### **Price**

- Carcass bodies bid price should be on a per pound basis by species
- Egg/roe bid should be in price per pound by species

#### **Transport**

Cost of transport of the fish and/or eggs from the facility is the responsibility of the bidder. NSRAA will aid in the logistics as feasible.

#### **Criteria for Receipt of Carcasses & Eggs**

**Medvejie** – totes need to be supplied on a daily basis commensurate with magnitude of the eggtake (see attachment). Medvejie staff will place carcasses in totes; the successful bidder will need to have totes removed each day for quality and safety reasons (bear attraction).

Bucketed eggs will be placed on ice supplied by successful bidder and will need to be picked up each day.

**Hidden Falls** – due to the remote nature of the hatchery daily removal of carcasses it is unlikely to be economically feasible. NSRAA is willing to entertain creative solutions. ADF&G regulations limit the number of excess eggs sold as roe to 10% of the total eggtake (6,500 females) or ~6,500 lbs of chum roe.

Proposals must be received at NSRAA's office by **5:00 p.m., June 22, 2010** via fax 907-747-1470, email [steve\\_reifenstuhl@nsraa.org](mailto:steve_reifenstuhl@nsraa.org), mail 1308 SMC Rd., Sitka Alaska, or hand delivered to the NSRAA office 1308 SMC Rd. For additional information please call 747-6850 or 738-3509.

Bid proposals will be kept confidential. NSRAA reserves the right to reject any and/or all bid proposals.

Thank you for your interest and I look forward to hearing from you.

Sincerely,

Steve Reifenstuhl,  
General Manager NSRAA

**Bid Sheet**

**NSRAA 2010 Surplus Chum and Chinook Carcass & Roe**

Company Name \_\_\_\_\_

**Medvejie**

Chum carcass bid price \_\_\_\_\_

Chum roe bid price \_\_\_\_\_

Chinook roe bid price \_\_\_\_\_

Chinook roe bid price \_\_\_\_\_

**Hidden Falls**

Chum carcass bid price \_\_\_\_\_

Chum roe bid price \_\_\_\_\_

Chinook roe bid price \_\_\_\_\_

Chinook roe bid price \_\_\_\_\_

Name of Company Representative \_\_\_\_\_

Signature of Representative \_\_\_\_\_

Date \_\_\_\_\_

NSRAA Roe Sales 2005-2009

Sum of PoundsSold		ProductID				
SiteID	YEAR	410R Chinook Roe	430R Coho Roe	440R Pink Roe	450R Chum Roe	Grand Total
Hidden Falls	2005	8,584	11,415	1,020	4,228	25,247
	2006	418	5,428		6,036	11,882
	2007	132	3,333	197	6,427	10,089
	2008	133			1,230	1,363
	2009					
Hidden Falls Total		9,267	20,176	1,217	17,921	48,581
Medvejie	2005					
	2006			343	3,865	4,208
	2007	96				96
	2008	1,914				1,914
	2009	2,066				2,066
Medvejie Total		4,076		343	3,865	8,284
Grand Total		13,343	20,176	1,560	21,786	56,865

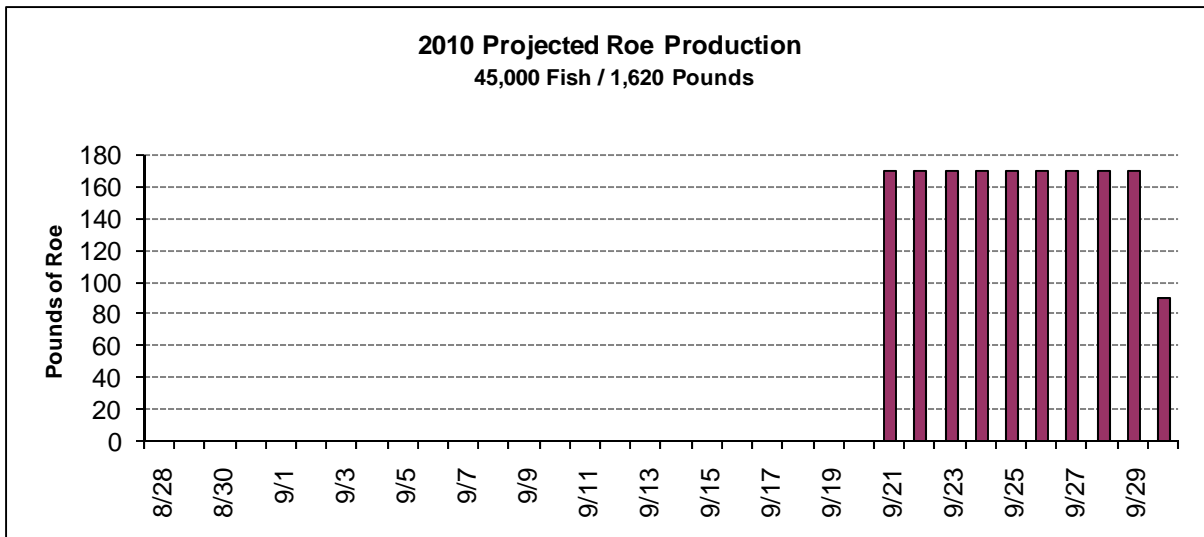
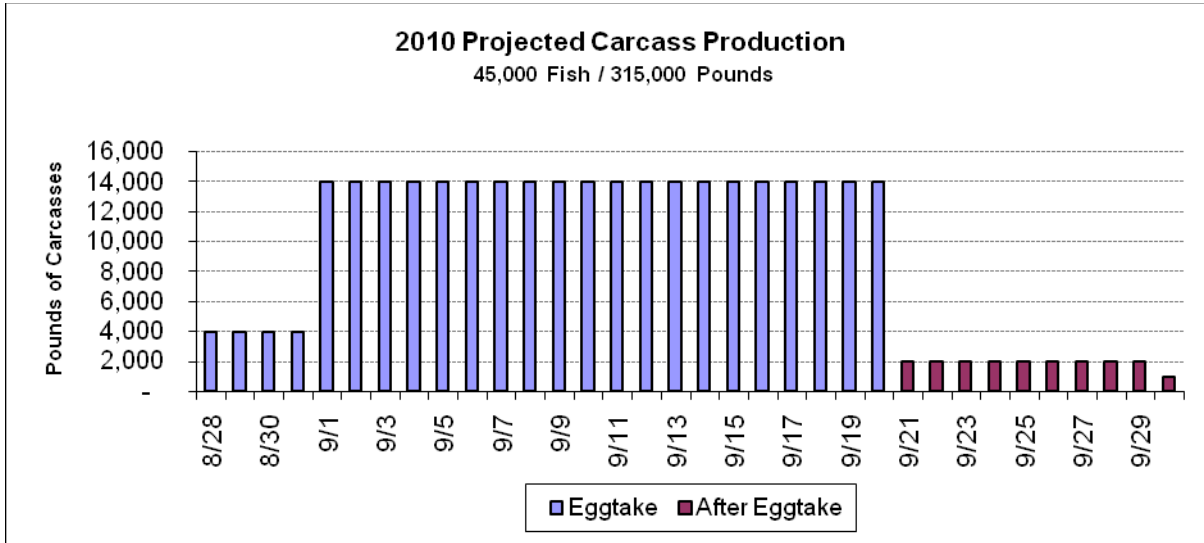
Medvejie Chum - Projected Carcass and Roe 2010 Rack Return

Scenario #1 - 45,000 fish (5-year average)

Fish	45,000
Avg Wt	7.0
Roe / female	1.5
Percent female	40%
Pounds	315,000

Date	Carcass Pounds	Surplus Pounds	Roe Pounds
8/28	4,000		
8/29	4,000		
8/30	4,000		
8/31	4,000		
9/1	14,000		
9/2	14,000		
9/3	14,000		
9/4	14,000		
9/5	14,000		
9/6	14,000		
9/7	14,000		
9/8	14,000		
9/9	14,000		
9/10	14,000		
9/11	14,000		
9/12	14,000		
9/13	14,000		
9/14	14,000		
9/15	14,000		
9/16	14,000		
9/17	14,000		
9/18	14,000		
9/19	14,000		
9/20	14,000		
9/21		2,000	170
9/22		2,000	170
9/23		2,000	170
9/24		2,000	170
9/25		2,000	170
9/26		2,000	170
9/27		2,000	170
9/28		2,000	170
9/29		2,000	170
9/30		1,000	90
	<b>296,000</b>	<b>19,000</b>	<b>1,620</b>

Carcass  
Total Pounds 315,000



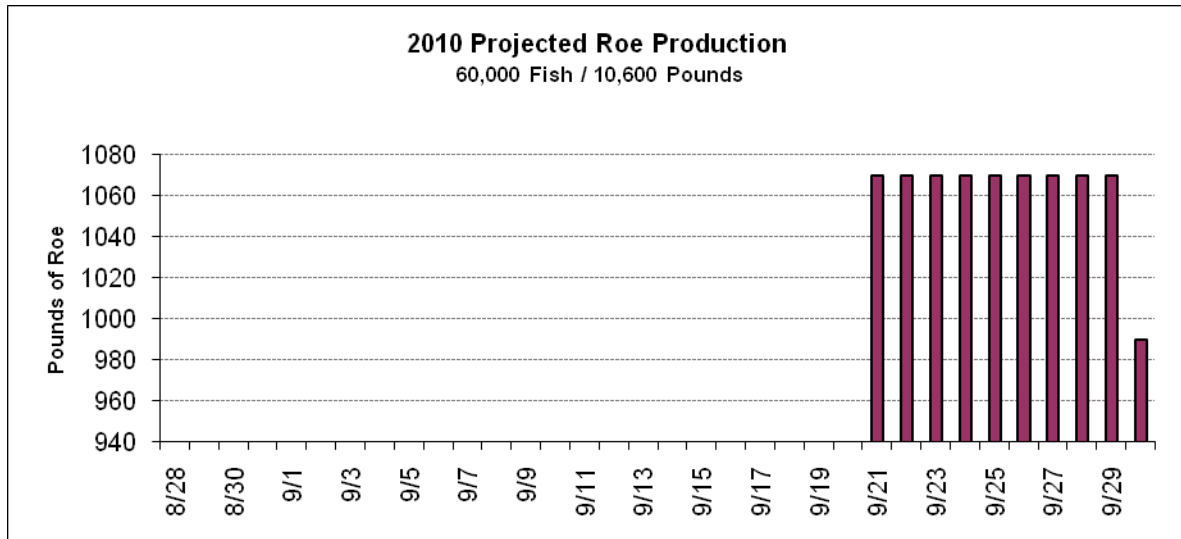
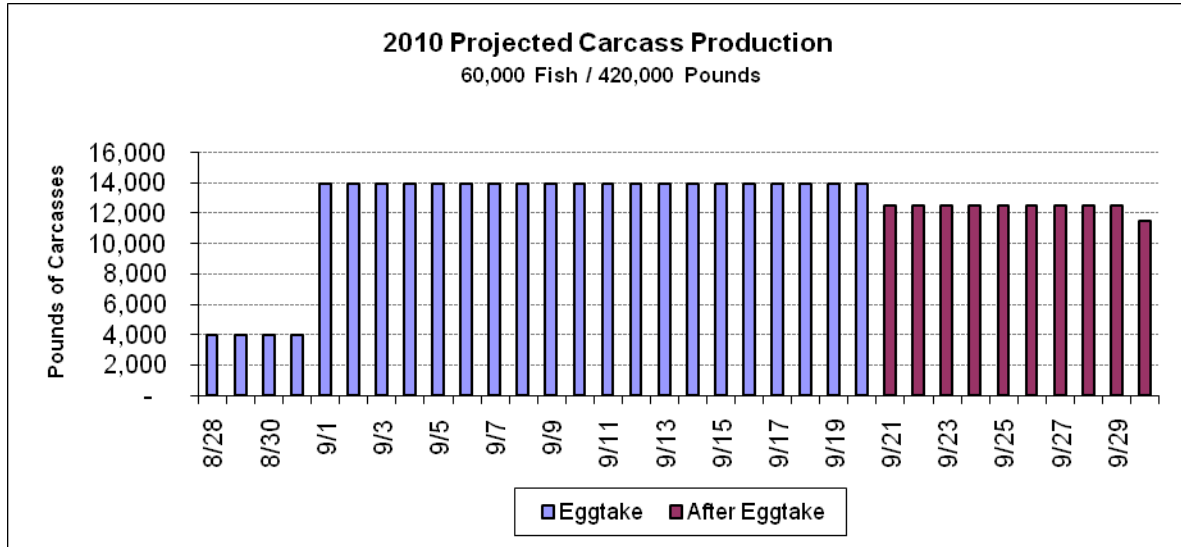
Medvejie Chum - Projected Carcass and Roe 2010 Rack Return

Scenario #2 - 60,000 fish (management goal)

Fish	60,000
Avg Wt	7.0
Roe / female	1.5
Percent female	40%
Pounds	420,000

Date	Carcass Pounds	Surplus Pounds	Roe Pounds
8/28	4,000		
8/29	4,000		
8/30	4,000		
8/31	4,000		
9/1	14,000		
9/2	14,000		
9/3	14,000		
9/4	14,000		
9/5	14,000		
9/6	14,000		
9/7	14,000		
9/8	14,000		
9/9	14,000		
9/10	14,000		
9/11	14,000		
9/12	14,000		
9/13	14,000		
9/14	14,000		
9/15	14,000		
9/16	14,000		
9/17	14,000		
9/18	14,000		
9/19	14,000		
9/20	14,000		
9/21		12,500	1,070
9/22		12,500	1,070
9/23		12,500	1,070
9/24		12,500	1,070
9/25		12,500	1,070
9/26		12,500	1,070
9/27		12,500	1,070
9/28		12,500	1,070
9/29		12,500	1,070
9/30		11,500	990
	<b>296,000</b>	<b>124,000</b>	<b>10,620</b>

Carcass  
Total Pounds 420,000



Hidden Falls Chum - Projected Carcass and Roe 2010 Rack Return

Scenario #1 - 130,000 fish (management goal)

Fish	130,000
Avg Wt	7.0
Roe / female	1.5
Percent fem	50%
Pounds	910,000

Date	Carcass Pounds	Surplus Pounds	Roe Pounds
7/16	10,000		
7/17	10,000		
7/18	10,000		
7/19	10,000		
7/20	30,000		
7/21	30,000		
7/22	30,000		
7/23	30,000		
7/24	30,000		
7/25	30,000		
7/26	30,000		
7/27	30,000		
7/28	30,000		
7/29	30,000		
7/30	30,000		
7/31	30,000		
8/1	30,000		
8/2	30,000		
8/3	30,000		
8/4	30,000		
8/5	30,000		
8/6	30,000		
8/7	30,000		
8/8	30,000		
8/9	30,000		
8/10	30,000		
8/11	30,000		
8/12	30,000		
8/13	30,000		
8/14	30,000		
8/15	30,000		
8/16		4,000	430
8/17		4,000	430
8/18		4,000	430
8/19		4,000	430
8/20		4,000	430
8/21		4,000	430
8/22		4,000	430
8/23		4,000	430
8/24		4,000	430
8/25		4,000	430
8/26		4,000	430
8/27		4,000	430
8/28		4,000	430
8/29		4,000	430
8/30		4,000	430
	<b>850,000</b>	<b>60,000</b>	<b>6,450</b>

Carcass  
Total Pounds 910,000

