

# WEEKLY RETURNS (TROLL)

**Stock Group**

DEEP COVE

SASHIN CREEK

(blank)

Release Site DEER LK 109-10  
 Stock Group (All)  
 AGE 3

Contribution	Column Labels	2000	2001	2003	2005	2006	2007	2008	2009	2010	2011	2012	2013	2014
25						58							785	
26						260							291	
27			1,387	147	368	1,092	100		110			226	10,422	286
28		553	1,559	147	8,009	4,004	401		897	304		679	3,899	2,126
29		1,029	1,406	569	5,841	5,321	702		773	1,181	1,483	1,959	18,240	11,821
30		694	2,337	1,137	6,294	5,316	100	94	566	2,879	2,097	1,379	21,718	18,262
31		1,649	1,443	1,794	8,642	4,429	598	187	559	2,574	2,486	2,099	4,806	13,690
32		1,002	948	843	4,778	1,283	1,095	187	673	2,613	2,893	1,425	7,385	11,854
33		660		1,441	5,872	4,703	104		884	1,203	4,921	2,255	16,292	10,113
34			453	3,390	4,706	5,758	1,002		101	735	1,618	2,685	7,462	4,954
35		392		1,949	3,106	4,484	433		832	2,177	2,710	2,172	10,012	10,694
36		1,046	252	1,551	6,431	1,028	538		832	2,068	3,598	1,439	11,457	9,274
37		305	124	683	1,209	836	337	196	1,616	1,033	675	885	16,483	3,907
38			129	141	488		112		405	326	989	401	4,457	1,214
39					509									
40				141										
<b>Grand Total</b>		<b>7,331</b>	<b>10,037</b>	<b>13,932</b>	<b>56,252</b>	<b>38,572</b>	<b>5,523</b>	<b>665</b>	<b>8,250</b>	<b>17,094</b>	<b>23,470</b>	<b>17,605</b>	<b>133,709</b>	<b>98,195</b>

Release Site DEER LK 109-10  
 Stock Group (All)  
 AGE 3

Sum of	Column Labels	2015	2016	2017	2018	2019	2020	2021	2022	2023	2024	2025	Grand Total
26				347									347
27		227		6,760	336	98	236					571	8,227
28		4,498	1,758	10,532	550	398	942	469	2,133	120	-	202	21,603
29		8,414	1,385	10,830	797	807	594	1,165	1,029	654	66	839	26,580
30		20,343	2,558	10,041	2,226	2,356	1,414	988	4,092	1,362	286	2,071	47,736
31		7,788	772	4,549	1,718	1,126	942	1,279	1,825	362	420	1,581	22,361
32		4,000	1,388	2,565	1,106	386	1,878	3,126	1,016	1,423	-	1,926	18,814
33		2,431	372	3,055	2,163	2,268			2,967	381	-	2,734	16,371
34		2,829	546	3,283	924	1,360	5,654	870	3,471	4,956	731	841	25,464
35		4,213	1,020	1,230	1,473	3,120	1,794	498	5,722	2,270	287	1,412	23,041
36		4,126	745	2,466	813	2,433		520	11,820	1,428	43	-	24,394
37		8,074	372	2,753		1,509	1,616	1,190	5,830			283	21,627
38		1,904	222	924		1,158		166	1,542				5,916
39		604	748	505					219				2,075
<b>Grand Total</b>		<b>69,449</b>	<b>11,887</b>	<b>59,839</b>	<b>12,106</b>	<b>17,018</b>	<b>15,070</b>	<b>10,271</b>	<b>41,667</b>	<b>12,956</b>	<b>1,834</b>	<b>12,459</b>	<b>264,555</b>

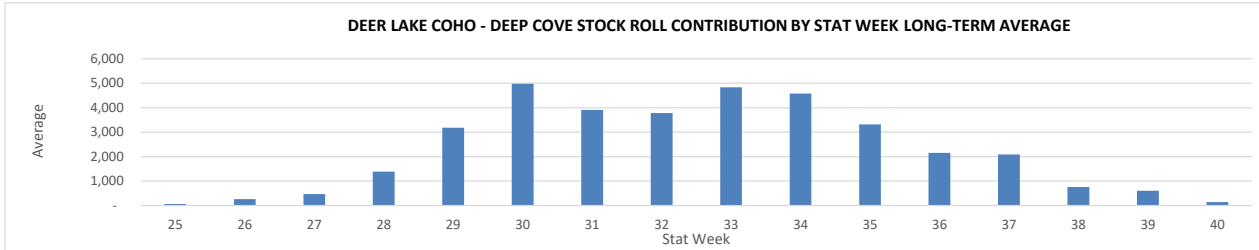


## Deer Lake Coho Return Timing: Deep Cove Stock Weekly Troll Contributions

Release Site: DEER LK 109-10  
 Stock Group: DEEP COVE  
 AGE: 3

Deep Cove stock is used every three years. Other years are Sashin Creek Stock.  
 Long-Term Average uses only years with >1million smolt release.

Average of SumOfCo Year													Average
Stat Week (CWT)	1991	1994	1997	2000	2003	2006	2009	2012	2015	2018	2021	2024	Average
25						58							58
26						260							260
27	316		1,299		147	1,092	110	226	227	336			469
28	1,781	2,059	974	553	147	4,004	897	679	4,498	550	469	-	1,384
29	7,517	5,086	5,451	1,029	569	5,321	773	1,959	8,414	797	1,165	66	3,179
30	8,421	12,257	6,078	694	1,137	5,316	566	1,379	20,343	2,226	988	286	4,974
31	9,118	10,561	5,496	1,649	1,794	4,429	559	2,099	7,788	1,718	1,279	420	3,909
32	12,901	14,749	4,219	1,002	843	1,283	673	1,425	4,000	1,106	3,126	-	3,777
33	10,058	23,789		660	1,441	4,703	884	2,255	2,431	2,163		-	4,838
34		22,087	6,383		3,390	5,758	101	2,685	2,829	924	870	731	4,576
35	9,742	9,254	4,493	392	1,949	4,484	832	2,172	4,213	1,473	498	287	3,316
36	3,650	4,871	5,942	1,046	1,551	1,028	832	1,439	4,126	813	520	43	2,155
37	3,077	2,338	1,919	305	683	836	1,616	885	8,074		1,190		2,092
38	487	164	2,383		141		405	401	1,904		166		756
39									604				604
40					141								141
<b>Average</b>	<b>6,097</b>	<b>9,747</b>	<b>4,058</b>	<b>815</b>	<b>1,072</b>	<b>2,967</b>	<b>687</b>	<b>1,467</b>	<b>5,342</b>	<b>1,211</b>	<b>1,027</b>	<b>204</b>	<b>2,972</b>
<b>Smolt Release</b>	<b>680,000</b>	<b>1,031,536</b>	<b>1,665,000</b>	<b>1,518,000</b>	<b>951,300</b>	<b>693,827</b>	<b>675,462</b>	<b>660,000</b>	<b>2,364,473</b>	<b>2,557,538</b>	<b>2,073,028</b>	<b>1,261,409</b>	

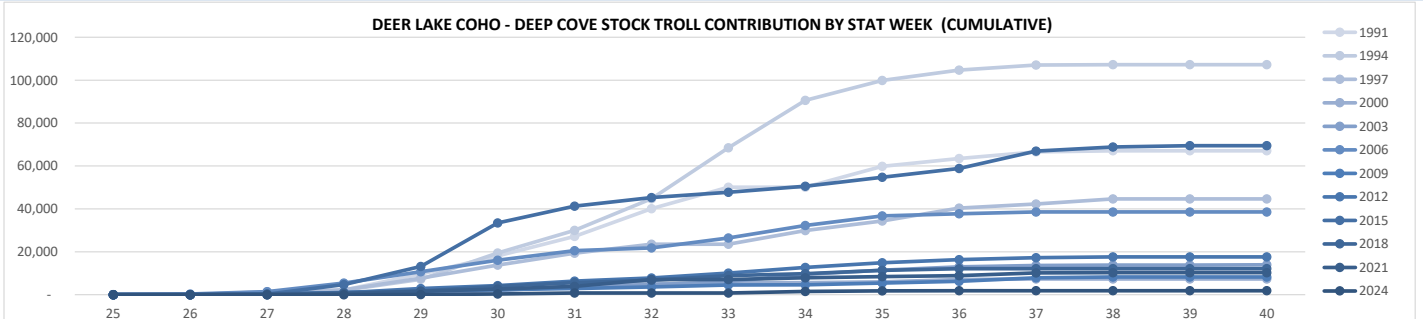


## Deer Lake Coho Return Timing: Deep Cove Stock Cumulative Troll Contributions

Release Site: DEER LK 109-10  
 Stock Group: DEEP COVE  
 AGE: 3

Deep Cove stock is used every three years. Other years are Sashin Creek Stock.  
 Long-Term Average uses only years with >1million smolt release.

Troll Contribution													Grand Total
Stat Week (CWT)	1991	1994	1997	2000	2003	2006	2009	2012	2015	2018	2021	2024	Grand Total
25	-	-	-	-	-	58	-	-	-	-	-	-	58
26	-	-	-	-	-	318	-	-	-	-	-	-	318
27	316	-	1,299	-	147	1,410	110	226	227	336	-	-	4,072
28	2,097	2,059	2,273	553	294	5,414	1,008	905	4,725	886	469	-	20,681
29	9,614	7,145	7,724	1,582	863	10,735	1,781	2,864	13,138	1,683	1,634	66	58,828
30	18,035	19,401	13,802	2,276	2,000	16,050	2,347	4,243	33,481	3,909	2,622	352	118,519
31	27,153	29,963	19,298	3,924	3,794	20,480	2,906	6,342	41,269	5,626	3,901	772	165,429
32	40,054	44,712	23,517	4,927	4,637	21,763	3,579	7,767	45,269	6,733	7,027	772	210,756
33	50,112	68,502	23,517	5,587	6,078	26,466	4,463	10,022	47,699	8,896	7,027	772	259,140
34	50,112	90,589	29,900	5,587	9,467	32,224	4,564	12,707	50,528	9,820	7,897	1,503	304,898
35	59,853	99,843	34,393	5,979	11,416	36,708	5,396	14,879	54,741	11,293	8,395	1,791	344,687
36	63,504	104,713	40,335	7,026	12,967	37,736	6,229	16,318	58,867	12,106	8,915	1,834	370,550
37	66,580	107,051	42,254	7,331	13,650	38,572	7,845	17,204	66,941	12,106	10,105	1,834	391,473
38	67,068	107,215	44,637	7,331	13,791	38,572	8,250	17,605	68,845	12,106	10,271	1,834	397,525
39	67,068	107,215	44,637	7,331	13,791	38,572	8,250	17,605	69,449	12,106	10,271	1,834	398,129
40	67,068	107,215	44,637	7,331	13,932	38,572	8,250	17,605	69,449	12,106	10,271	1,834	398,270
<b>Grand Total</b>													



## Deer Lake Coho Return Timing: Sashin Creek Stock Weekly Troll Contributions

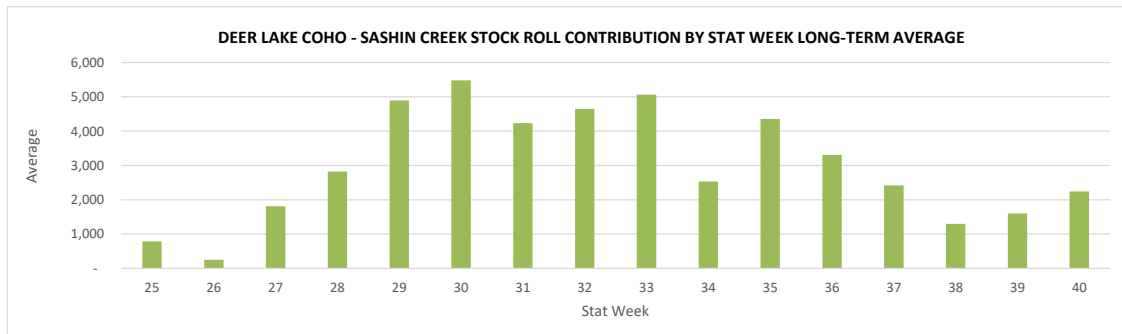
Release Site DEER LK 109-10  
 Stock Group SASHIN CREEK  
 AGE 3

Deep Cove stock is used every three years. Other years are Sashin Creek Stock.  
 Long-Term Average uses only years with >1million smolt release.

Average of SumOfCo Year													
Stat Week (CWT)	1987	1989	1990	1992	1993	1995	1996	1998	1999	2001	2005	2007	2008
26	33							449	137				
27	374	1,082	816	556	360	4,279		919	2,166	1,387	368	100	
28	233	620	1,296	1,112	3,632	4,124	6,533	4,019	8,119	1,559	8,009	401	
29	668		3,565	6,669	6,502	7,723	6,048	5,723	14,002	1,406	5,841	702	
30	1,159	818	2,232	5,553	6,144	6,075	7,030	6,214	18,576	2,337	6,294	100	94
31	766	1,664	4,523	3,108	5,367	5,033	9,638	6,263	19,694	1,443	8,642	598	187
32	2,322	2,653	1,649	9,443	5,533	6,256	18,549	4,813	18,078	948	4,778	1,095	187
33	163	875	3,004	12,885	6,223	2,306	8,142	3,734	18,695		5,872	104	
34	1,415	201	470		447	2,614	5,225	175	4,166	453	4,706	1,002	
35	670	2,200	4,365	12,399	4,373	6,086	4,319	3,085	12,613		3,106	433	
36	66	666	1,787	2,712	4,039	2,182	1,241	833	6,733	252	6,431	538	
37		401	1,463		401	371	453		9,009	124	1,209	337	196
38					1,127				4,169	129	488	112	
39					1,071				6,539		509		
40									2,240				
<b>Grand Total</b>	<b>715</b>	<b>1,118</b>	<b>2,288</b>	<b>6,048</b>	<b>3,478</b>	<b>4,277</b>	<b>6,718</b>	<b>3,293</b>	<b>9,662</b>	<b>1,004</b>	<b>4,327</b>	<b>460</b>	<b>166</b>
Smolt Release	317,201	370,485	306,032	737,115	591,835	1,131,975	1,490,772	1,812,000	1,709,000	408,600	1,031,681	264,290	533,248

Release Site DEER LK 109-10  
 Stock Group SASHIN CREEK  
 AGE 3

Average of SumOfCo													
Row Labels	Column Labels	2010	2011	2013	2014	2016	2017	2019	2020	2022	2023	2025	Grand Total
25				785									785
26				291			347						319
27				10422	286		6760	98	236			571.10963	3,062
28	304		3899	2126	1758	10532	398	942	2133	120		201.69116	2,241
29	1181	1483	18240	11821	1385	10830	807	594	1029	654		838.6082	4,442
30	2879	2097	21718	18262	2558	10041	2356	1414	4092	1362		2070.8515	6,259
31	2574	2486	4806	13690	772	4549	1126	942	1825	362		1580.5335	3,156
32	2613	2893	7385	11854	1388	2565	386	1878	1016	1423		1925.9195	3,212
33	1203	4921	16292	10113	372	3055	2268		2967	381		2733.8023	4,431
34	735	1618	7462	4954	546	3283	1360	5654	3471	4956		840.64996	3,171
35	2177	2710	10012	10694	1020	1230	3120	1794	5722	2270		1412.4878	3,833
36	2068	3598	11457	9274	745	2466	2433		11820	1428		0	4,529
37	1033	675	16483	3907	372	2753	1509	1616	5830			283.04096	3,446
38	326	989	4457	1214	222	924	1158		1542				1,354
39					748	505			219				490
<b>Grand Total</b>	<b>1,554</b>	<b>2,347</b>	<b>9,551</b>	<b>8,183</b>	<b>991</b>	<b>4,274</b>	<b>1,418</b>	<b>1,674</b>	<b>3,472</b>	<b>1,440</b>	<b>1,133</b>		<b>3,519</b>
Smolt Release	826,158	1,063,381	1,711,170	2,314,224	2,495,732	2,427,271	2,379,970	2,102,566	2,001,846	1,413,417	1,660,630		



## Deer Lake Coho Return Timing: Sashin Creek Stock Cumulative Troll Contributions

Release Site  
Stock Group  
AGE

DEER LK 109-10  
SASHIN CREEK  
3

Deep Cove stock is used every three years. Other years are Sashin Creek Stock.  
Long-Term Average uses only years with >1million smolt release.

age of SumOfContrib	Column Labels	1987	1989	1990	1992	1993	1995	1996	1998	1999	2001	2005	2007	2008
26	Row Labels	33	-	-	-	-	-	-	449	137	-	-	-	-
27		406	1,082	816	556	360	4,279	-	1,368	2,302	1,387	368	100	-
28		639	1,702	2,112	1,667	3,993	8,403	6,533	5,387	10,421	2,946	8,377	502	-
29		1,307	1,702	5,677	8,337	10,495	16,126	12,582	11,110	24,423	4,352	14,218	1,204	-
30		2,467	2,520	7,909	13,890	16,638	22,201	19,611	17,324	42,999	6,689	20,512	1,304	94
31		3,233	4,184	12,432	16,998	22,005	27,234	29,249	23,587	62,693	8,132	29,154	1,902	281
32		5,555	6,837	14,080	26,441	27,538	33,490	47,798	28,400	80,770	9,080	33,932	2,997	469
33		5,718	7,712	17,084	39,326	33,760	35,796	55,940	32,133	99,466	9,080	39,804	3,101	469
34		7,133	7,912	17,554	39,326	34,208	38,411	61,165	32,309	103,632	9,532	44,509	4,103	469
35		7,803	10,112	21,918	51,725	38,581	44,496	65,483	35,394	116,244	9,532	47,615	4,536	469
36		7,869	10,779	23,705	54,436	42,620	46,679	66,724	36,227	122,977	9,785	50,046	5,074	469
37		7,869	11,180	25,167	54,436	43,021	47,049	67,177	36,227	131,987	9,908	55,256	5,411	665
38		7,869	11,180	25,167	54,436	44,148	47,049	67,177	36,227	136,155	10,037	55,743	5,523	665
39		7,869	11,180	25,167	54,436	45,219	47,049	67,177	36,227	142,694	10,037	56,252	5,523	665
40		7,869	11,180	25,167	54,436	45,219	47,049	67,177	36,227	144,935	10,037	56,252	5,523	665

Release Site  
Stock Group  
AGE

DEER LK 109-10  
SASHIN CREEK  
3

age of SumOfContrib	Column Labels	2010	2011	2013	2014	2016	2017	2019	2020	2022	2023	Grand Total
25	Row Labels	-	-	785	-	-	-	-	-	-	-	785
26		-	-	1,076	-	-	347	-	-	-	-	1,104
27		-	-	11,498	286	-	7,106	98	236	-	-	4,664
28		304	-	15,397	2,413	1,758	17,639	496	1,178	2,133	120	7,132
29		1,484	1,483	33,637	14,234	3,143	28,468	1,302	1,772	3,163	774	11,935
30		4,363	3,580	55,354	32,495	5,701	38,509	3,659	3,186	7,255	2,136	18,613
31		6,937	6,066	60,160	46,185	6,473	43,059	4,784	4,128	9,080	2,498	21,926
32		9,550	8,959	67,545	58,039	7,861	45,624	5,171	6,006	10,096	3,921	25,266
33		10,754	13,880	83,838	68,152	8,234	48,679	7,438	6,006	13,063	4,302	29,885
34		11,489	15,498	91,300	73,106	8,780	51,962	8,798	11,660	16,534	9,258	33,289
35		13,666	18,208	101,312	83,800	9,800	53,192	11,918	13,454	22,256	11,528	37,364
36		15,734	21,806	112,769	93,074	10,545	55,658	14,351	13,454	34,077	12,956	42,396
37		16,767	22,481	129,252	96,981	10,917	58,410	15,860	15,070	39,907	12,956	46,194
38		17,094	23,470	133,709	98,195	11,139	59,334	17,018	15,070	41,448	12,956	47,548
39		17,094	23,470	133,709	98,195	11,887	59,839	17,018	15,070	41,667	12,956	48,038

**DEER LAKE COHO - SASHIN CREEK STOCK TROLL CONTRIBUTION BY STAT WEEK (CUMULATIVE)**

