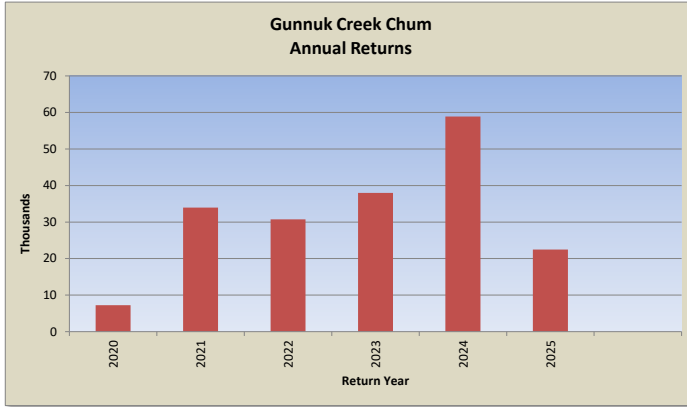


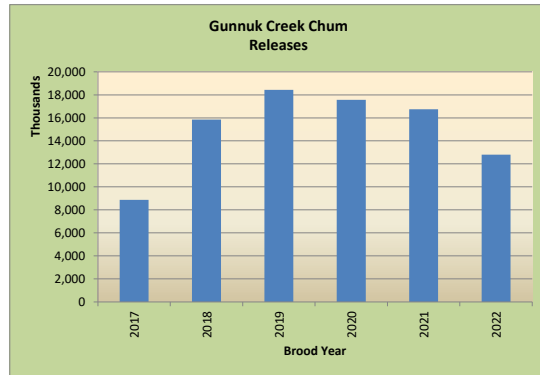
GUNNUK CREEK Chum Returns by Return Year

Project	Return Year	Adult Return
Gunnuk Creek Chum	2020	7,243
Gunnuk Creek Chum	2021	33,946
Gunnuk Creek Chum	2022	30,720
Gunnuk Creek Chum	2023	37,997
Gunnuk Creek Chum	2024	58,904
Gunnuk Creek Chum	2025	22,462
<b>Total</b>		<b>191,271</b>



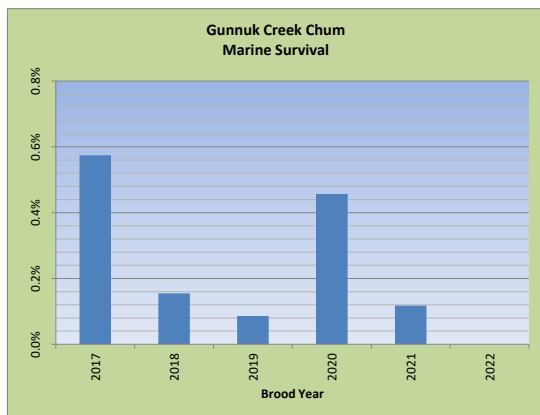
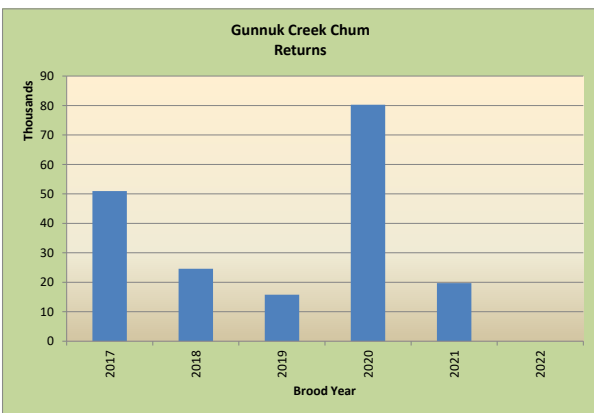
GUNNUK CREEK Chum Returns by Brood Year & Marine Survival

Project	Year Brood	Release	Adults	MS	Status
Gunnuk Creek Chum	2017	8,866,586	50,932	0.57%	F
Gunnuk Creek Chum	2018	15,857,078	24,580	0.16%	F
Gunnuk Creek Chum	2019	18,426,597	15,793	0.09%	F
Gunnuk Creek Chum	2020	17,566,539	80,238	0.46%	I
Gunnuk Creek Chum	2021	16,747,099	19,729	0.12%	I
Gunnuk Creek Chum	2022	12,799,791	0	0.00%	I
<b>Total</b>		<b>90,263,690</b>	<b>191,271</b>		



Status: F= Final; F\*= Final except for small 6-year-old return; I= Incomplete adult returns

	Release	Adults	MS
Avg. (BY2017-2020)	15,043,948	31,879	0.21%
5-yr avg (BY2017-2021)	15,492,780	38,254	0.25%
10-yr avg (BY)	na	na	na



## Gunnuk Creek Chum Returns - Age Class Estimates

Project Gunnuk Creek Chum

Sum of Adult at Age	Age				Grand Total	Release	M.S.
Year Brood	3	4	5	6			
2017	7,243	32,503	10,752	434	50,932	8,866,586	0.57%
2018	1,443	18,732	4,179	226	24,580	15,857,078	0.16%
2019	1,236	12,325	2,162	69.59	15,793	18,426,597	0.09%
2020	21,059	55,745	3,434		80,238	17,566,539	0.46%
2021	770	18,959			19,729	16,747,099	0.12%
2022	-				-	12,799,791	0.00%
<b>Grand Total</b>	<b>31,751</b>	<b>138,264</b>	<b>20,527</b>	<b>730</b>	<b>191,271</b>		

Project Gunnuk Creek Chum

Sum of Pcnt at Age	Age				Grand Total	Release	M.S.
Year Brood	3	4	5	6			
2017	14.2%	63.8%	21.1%	0.9%	100%	8,866,586	0.57%
2018	5.9%	76.2%	17.0%	0.9%	100%	15,857,078	0.16%
2019	7.8%	78.0%	13.7%	0.4%	100%	18,426,597	0.09%
2020	26.2%	69.5%	4.3%		100%	17,566,539	0.46%
2021	3.9%	96.1%			100%	16,747,099	0.12%
2022	0.0%				0%	12,799,791	0.00%

Complete BY Avg. (BY2017-20) 

13.5%	71.9%	14.0%	0.7%
-------	-------	-------	------

15,492,780	0.32%
------------	-------

5-yr avg (BY2017-21) 

11.6%	76.7%	14.0%	0.7%
-------	-------	-------	------

15,492,780	0.32%
------------	-------

10-yr avg (BY2017-26) 

na	na	na	na
----	----	----	----

na	na
----	----