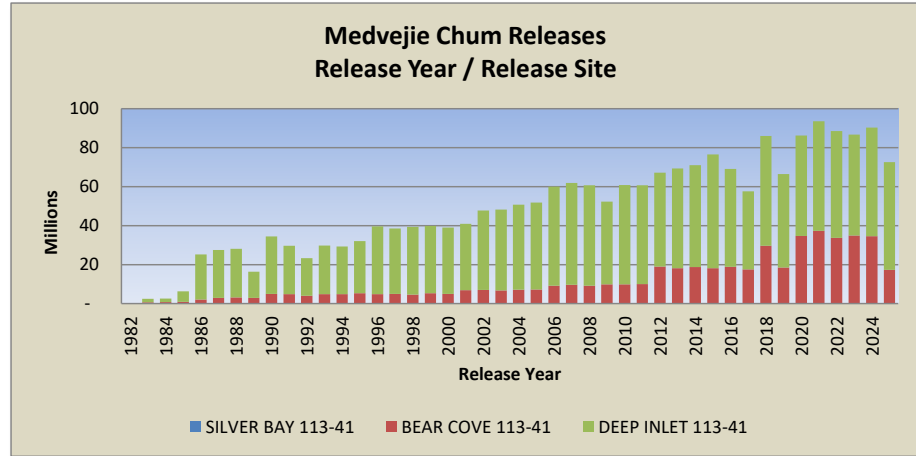


Medvejie Chum Releases by Release Year

Species	CHUM
Stage	FED FRY

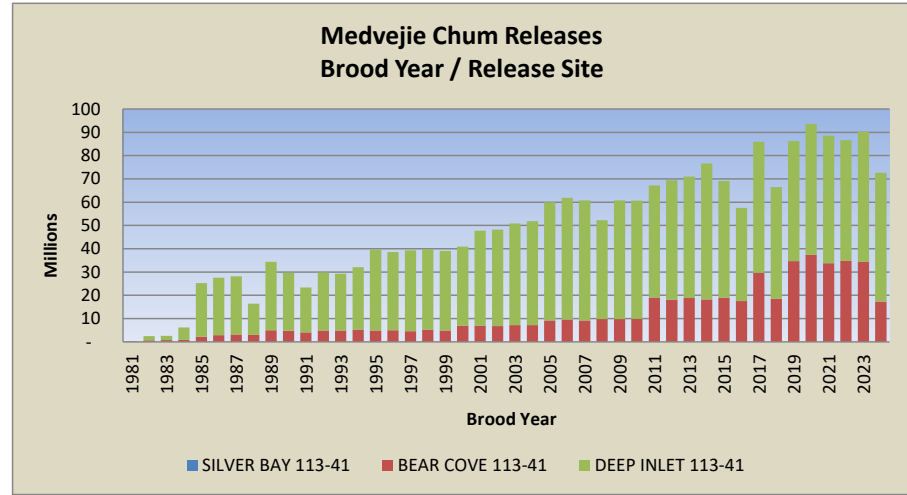
Sum of Total Released Year Released	Release Site			Grand Total
	SILVER BAY 113-41	BEAR COVE 113-41	DEEP INLET 113-41	
1982	20,901	202,796		223,697
1983	123,321	559,762	1,777,630	2,460,713
1984	206,014	562,986	1,789,282	2,558,282
1985		884,800	5,347,600	6,232,400
1986		2,142,825	23,080,580	25,223,405
1987		2,895,000	24,621,200	27,516,200
1988		3,137,700	25,003,000	28,140,700
1989		2,950,500	13,423,800	16,374,300
1990		5,006,100	29,399,000	34,405,100
1991		4,802,000	24,846,000	29,648,000
1992		4,039,400	19,315,000	23,354,400
1993		4,859,500	24,871,000	29,730,500
1994		4,865,000	24,399,800	29,264,800
1995		5,330,800	26,713,000	32,043,800
1996		4,842,000	34,736,000	39,578,000
1997		4,992,000	33,583,000	38,575,000
1998		4,563,000	34,757,000	39,320,000
1999		5,298,000	34,542,000	39,840,000
2000		4,926,000	34,145,000	39,071,000
2001		6,945,600	33,980,000	40,925,600
2002		7,009,300	40,732,500	47,741,800
2003		6,803,000	41,405,000	48,208,000
2004		7,172,500	43,623,150	50,795,650
2005		7,205,900	44,671,000	51,876,900
2006		9,193,982	50,773,405	59,967,387
2007		9,613,942	52,263,077	61,877,019
2008		9,174,619	51,543,655	60,718,274
2009		9,844,371	42,436,001	52,280,372
2010		9,851,926	50,942,552	60,794,478
2011		9,948,913	50,741,533	60,690,446
2012		19,035,480	48,138,684	67,174,164
2013		18,167,677	51,227,235	69,394,912
2014		18,782,088	52,235,169	71,017,257
2015		18,196,909	58,375,672	76,572,581
2016		18,891,029	50,154,762	69,045,791
2017		17,531,454	40,018,491	57,549,945
2018		29,687,187	56,266,489	85,953,676
2019		18,557,642	47,884,134	66,441,776
2020		34,671,759	51,525,898	86,197,657
2021		37,367,206	56,162,457	93,529,663
2022		33,727,565	54,817,415	88,544,980
2023		34,884,444	51,796,381	86,680,825
2024		34,521,039	55,753,070	90,274,109
2025		17,347,173	55,220,275	72,567,448
Grand Total	350,236	510,992,874	1,649,037,897	2,160,381,007



Medvejie Chum Releases by Brood Year

Species	CHUM
Stage	FED FRY

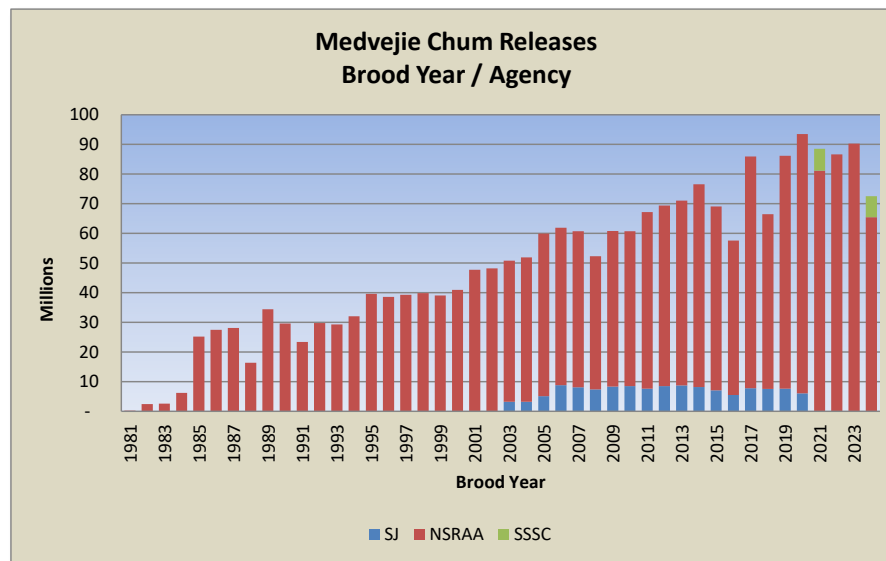
Sum of Total Released Year Brood	Release Site			Grand Total
	SILVER BAY 113-4	BEAR COVE 113-4	DEEP INLET 113-4	
1981	20,901	202,796		223,697
1982	123,321	559,762	1,777,630	2,460,713
1983	206,014	562,986	1,789,282	2,558,282
1984		884,800	5,347,600	6,232,400
1985		2,142,825	23,080,580	25,223,405
1986		2,895,000	24,621,200	27,516,200
1987		3,137,700	25,003,000	28,140,700
1988		2,950,500	13,423,800	16,374,300
1989		5,006,100	29,399,000	34,405,100
1990		4,802,000	24,846,000	29,648,000
1991		4,039,400	19,315,000	23,354,400
1992		4,859,500	24,871,000	29,730,500
1993		4,865,000	24,399,800	29,264,800
1994		5,330,800	26,713,000	32,043,800
1995		4,842,000	34,736,000	39,578,000
1996		4,992,000	33,583,000	38,575,000
1997		4,563,000	34,757,000	39,320,000
1998		5,298,000	34,542,000	39,840,000
1999		4,926,000	34,145,000	39,071,000
2000		6,945,600	33,980,000	40,925,600
2001		7,009,300	40,732,500	47,741,800
2002		6,803,000	41,405,000	48,208,000
2003		7,172,500	43,623,150	50,795,650
2004		7,205,900	44,671,000	51,876,900
2005		9,193,982	50,773,405	59,967,387
2006		9,613,942	52,263,077	61,877,019
2007		9,174,619	51,543,655	60,718,274
2008		9,844,371	42,436,001	52,280,372
2009		9,851,926	50,942,552	60,794,478
2010		9,948,913	50,741,533	60,690,446
2011		19,035,480	48,138,684	67,174,164
2012		18,167,677	51,227,235	69,394,912
2013		18,782,088	52,235,169	71,017,257
2014		18,196,909	58,375,672	76,572,581
2015		18,891,029	50,154,762	69,045,791
2016		17,531,454	40,018,491	57,549,945
2017		29,687,187	56,266,489	85,953,676
2018		18,557,642	47,884,134	66,441,776
2019		34,671,759	51,525,898	86,197,657
2020		37,367,206	56,162,457	93,529,663
2021		33,727,565	54,817,415	88,544,980
2022		34,884,444	51,796,381	86,680,825
2023		34,521,039	55,753,070	90,274,109
2024		17,347,173	55,220,275	72,567,448
Grand Total	350,236	510,992,874	1,649,037,897	2,160,381,007



Medvejie Chum Releases by Agency

Species	CHUM
Stage	FED FRY

Sum of Total Released Year Brood	Agency	NSRAA	SSSC	Grand Total
1981	SJ	223,697		223,697
1982		2,460,713		2,460,713
1983		2,558,282		2,558,282
1984		6,232,400		6,232,400
1985		25,223,405		25,223,405
1986		27,516,200		27,516,200
1987		28,140,700		28,140,700
1988		16,374,300		16,374,300
1989		34,405,100		34,405,100
1990		29,648,000		29,648,000
1991		23,354,400		23,354,400
1992		29,730,500		29,730,500
1993		29,264,800		29,264,800
1994		32,043,800		32,043,800
1995		39,578,000		39,578,000
1996		38,575,000		38,575,000
1997		39,320,000		39,320,000
1998		39,840,000		39,840,000
1999		39,071,000		39,071,000
2000		40,925,600		40,925,600
2001		47,741,800		47,741,800
2002		48,208,000		48,208,000
2003	3,257,000	47,538,650		50,795,650
2004	3,249,000	48,627,900		51,876,900
2005	5,098,000	54,869,387		59,967,387
2006	8,818,000	53,059,019		61,877,019
2007	8,083,000	52,635,274		60,718,274
2008	7,393,000	44,887,372		52,280,372
2009	8,358,000	52,436,478		60,794,478
2010	8,536,000	52,154,446		60,690,446
2011	7,630,000	59,544,164		67,174,164
2012	8,516,000	60,878,912		69,394,912
2013	8,765,000	62,252,257		71,017,257
2014	8,174,000	68,398,581		76,572,581
2015	7,065,000	61,980,791		69,045,791
2016	5,507,000	52,042,945		57,549,945
2017	7,780,000	78,173,676		85,953,676
2018	7,522,000	58,919,776		66,441,776
2019	7,607,000	78,590,657		86,197,657
2020	6,073,349	87,456,314		93,529,663
2021		81,121,980	7,423,000	88,544,980
2022		86,680,825		86,680,825
2023		90,274,109		90,274,109
2024		65,485,448	7,082,000	72,567,448
Grand Total	127,431,349	2,018,444,658	14,505,000	2,160,381,007



Medveje Chum Releases by Stock

Species	CHUM
Stage	FED FRY

Sum of Total Released	Stock Group		
Year Brood	MEDVEJIE	HIDDEN FALLS	Grand Total
1981	223,697		223,697
1982	2,460,713		2,460,713
1983	2,558,282		2,558,282
1984	6,232,400		6,232,400
1985	25,223,405		25,223,405
1986	27,516,200		27,516,200
1987	28,140,700		28,140,700
1988	16,374,300		16,374,300
1989	28,057,100	6,348,000	34,405,100
1990	17,073,500	12,574,500	29,648,000
1991	11,343,400	12,011,000	23,354,400
1992	16,570,500	13,160,000	29,730,500
1993	18,034,800	11,230,000	29,264,800
1994	20,476,800	11,567,000	32,043,800
1995	26,312,000	13,266,000	39,578,000
1996	25,815,000	12,760,000	38,575,000
1997	26,374,000	12,946,000	39,320,000
1998	26,487,000	13,353,000	39,840,000
1999	26,014,000	13,057,000	39,071,000
2000	27,751,600	13,174,000	40,925,600
2001	26,283,800	21,458,000	47,741,800
2002	36,817,000	11,391,000	48,208,000
2003	28,341,100	22,454,550	50,795,650
2004	28,325,900	23,551,000	51,876,900
2005	36,721,323	23,246,064	59,967,387
2006	39,988,401	21,888,618	61,877,019
2007	37,016,505	23,701,769	60,718,274
2008	33,679,868	18,600,504	52,280,372
2009	38,075,235	22,719,243	60,794,478
2010	38,886,052	21,804,394	60,690,446
2011	43,237,422	23,936,742	67,174,164
2012	48,259,004	21,135,908	69,394,912
2013	49,668,661	21,348,596	71,017,257
2014	65,389,334	11,183,247	76,572,581
2015	48,672,546	20,373,245	69,045,791
2016	37,934,754	19,615,191	57,549,945
2017	53,582,424	32,371,252	85,953,676
2018	66,441,776		66,441,776
2019	52,401,197	33,796,460	86,197,657
2020	57,836,702	35,692,961	93,529,663
2021	88,544,980		88,544,980
2022	49,266,942	37,413,883	86,680,825
2023	52,721,808	37,552,301	90,274,109
2024	68,073,008	4,494,440	72,567,448
Grand Total	1,505,205,139	655,175,868	2,160,381,007

