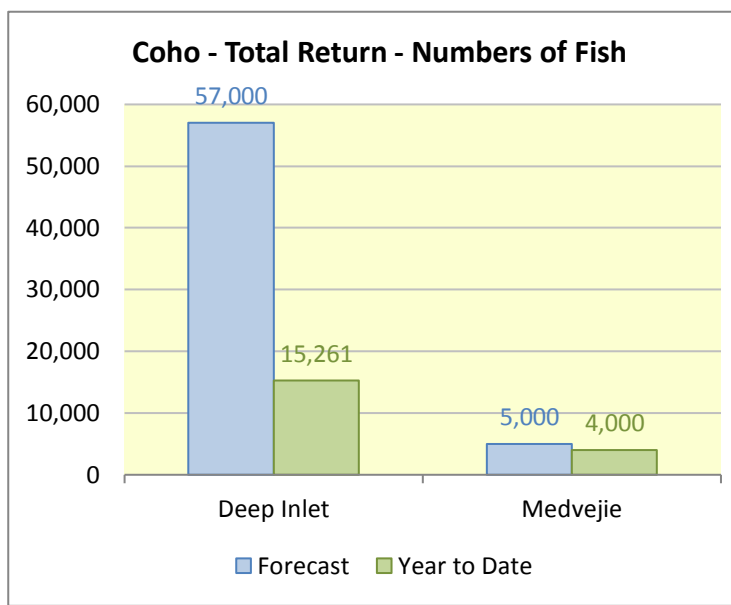
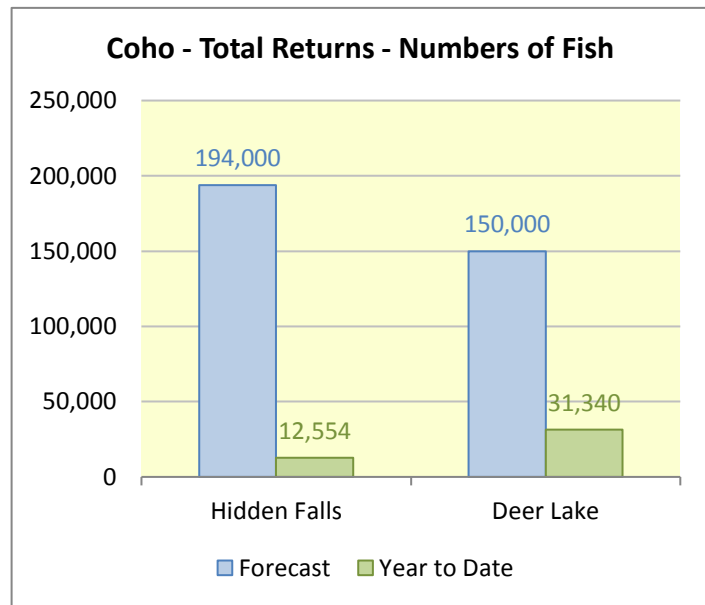


NSRAA 2016 Coho

Last Update: 9/29/2016

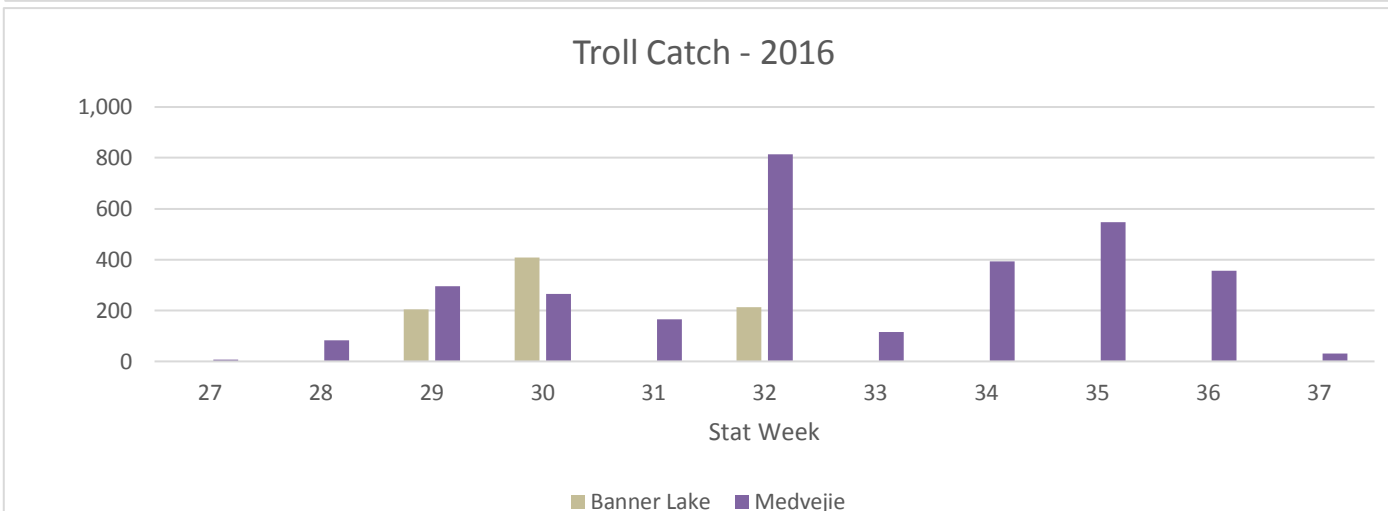
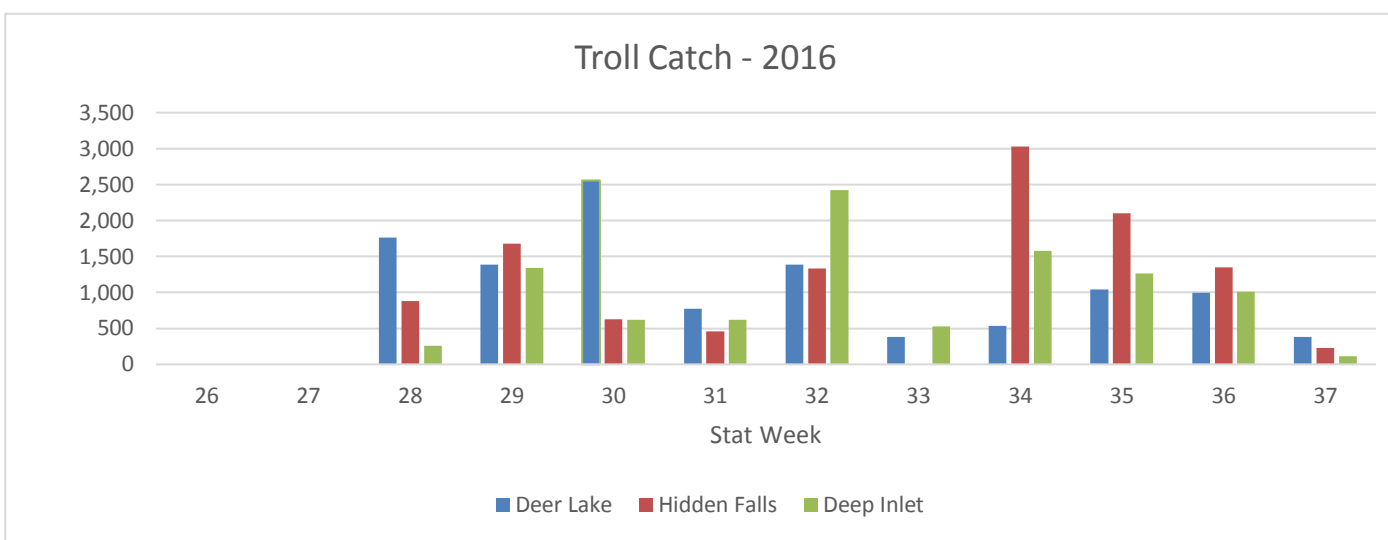
TOTAL RETURN					
Site	Forecast	Year to Date	Percent of Forecast	Smolt Release	Survival to date
Hidden Falls	194,000	12,554	6.5%	3,236,886	0.39%
Deer Lake	150,000	31,340	20.9%	2,498,253	1.25%
Deep Inlet	57,000	15,261	26.8%	949,412	1.61%
Medveje	5,000	4,000	80.0%	77,769	5.14%
Banner Lake	5,000	827	16.5%	75,600	1.09%
Total	411,000	63,982	15.6%	6,837,920	



Commercial Catch - Troll

38,559

Stat Week (CWT)		Deer Lake	Hidden Falls	Deep Inlet	Medveje	Banner Lake	Grand Total
June 5-11	24						0
June 12-18	25						0
June 19-25	26						0
June 26-July 2	27	0	0	0	8	0	8
July 3-9	28	1,760	878	257	83	0	2,978
July 10-16	29	1,387	1,677	1,337	296	205	4,901
July 17-23	30	2,557	628	619	264	409	4,478
July 24-30	31	771	461	620	166	0	2,018
July 31-Aug 6	32	1,389	1,332	2,421	813	213	6,168
Aug 7-13	33	380	0	527	116	0	1,024
Aug 14-20	34	535	3,031	1,581	394	0	5,541
Aug 21-27	35	1,042	2,104	1,265	548	0	4,959
Aug 28-Sept 3	36	998	1,352	1,009	357	0	3,716
Sept 5-10	37	381	232	116	30	0	759
Sept 11-17	38	228	0	527	146	0	901
Sept 18-24	39	764	0	210	134	0	1,108
Grand Total		12,192	11,694	10,490	3,356	827	38,559



Commercial Catch - Seine

3,082

Dates	Stat Week (CWT)	Deer Lake	Hidden Falls	Deep Inlet	Medvejie	Banner Lake	Grand Total
June 19-25	26						
June 26-July 2	27						
July 3-9	28						0
July 10-16	29						0
July 17-23	30			37	4		41
July 24-30	31			70			70
July 31-Aug 6	32			220			220
Aug 7-13	33						0
Aug 14-20	34						0
Aug 21-27	35						0
Aug 28-Sept 3	36			1,342	58		1,400
Sept 5-10	37			724	95		819
Sept 11-17	38			503	29		532
Sept 18-24	39						
Grand Total		0	0	2,896	186	0	3,082

Commercial Catch - Gillnet

1,339

Dates	Stat Week (CWT)	Deer Lake	Hidden Falls	Deep Inlet	Medvejie	Banner Lake	Grand Total
June 19-25	26						
June 26-July 2	27						0
July 3-9	28						0
July 10-16	29						0
July 17-23	30						0
July 24-30	31						0
July 31-Aug 6	32			22	3		25
Aug 7-13	33						0
Aug 14-20	34						0
Aug 21-27	35						0
Aug 28-Sept 3	36			332	19		352
Sept 5-10	37			457	66		523
Sept 11-17	38		69	313	58		439
Sept 18-24	39						0
Grand Total		0	69	1,124	146	0	1,339

Sport Catch

2,279

Dates	Stat Week (CWT)	Deer Lake	Hidden Falls	Deep Inlet	Medvejie	Banner Lake	Grand Total
June 5-11	24						
June 12-18	25						0
June 19-25	26						0
June 26-July 2	27	0	0	14	5	0	19
July 3-9	28	0	0	0	1	0	1
July 10-16	29	0	0	65	1	0	66
July 17-23	30	0	0	14	21	0	35
July 24-30	31	0	229	14	32	0	274
July 31-Aug 6	32	0	229	157	90	0	476
Aug 7-13	33	369	0	204	47	0	620
Aug 14-20	34	0	0	283	38	0	322
Aug 21-27	35	343	47	0	71	0	461
Aug 28-Sept 3	36	0	0	0	5	0	5
Sept 5-10	37	0	0	0	0	0	0
Sept 11-17	38						0
Sept 18-24	39						
Grand Total		712	504	751	312	0	2,279

SUMMARY

	Deer Lake	Hidden Falls	Deep Inlet	Medvejie	Banner Lake	Grand Total
TROLL	12,192	11,694	10,490	3,356	827	38,559
TROLL ADD-ON						0
SEINE	0	0	2,896	186	0	3,082
SEINE ADD-ON						0
GILLNET	0	69	1,124	146	0	1,339
GILLNET ADD-ON						0
SPORT	712	504	751	312	0	2,279
TERMINAL SPORT						0
SEINE COST RECOVERY	18,436	287				18,723
RACK						0
SAWMILL CREEK						0
OTHER TERM						0
TOTAL	31,340	12,554	15,261	4,000	827	63,982