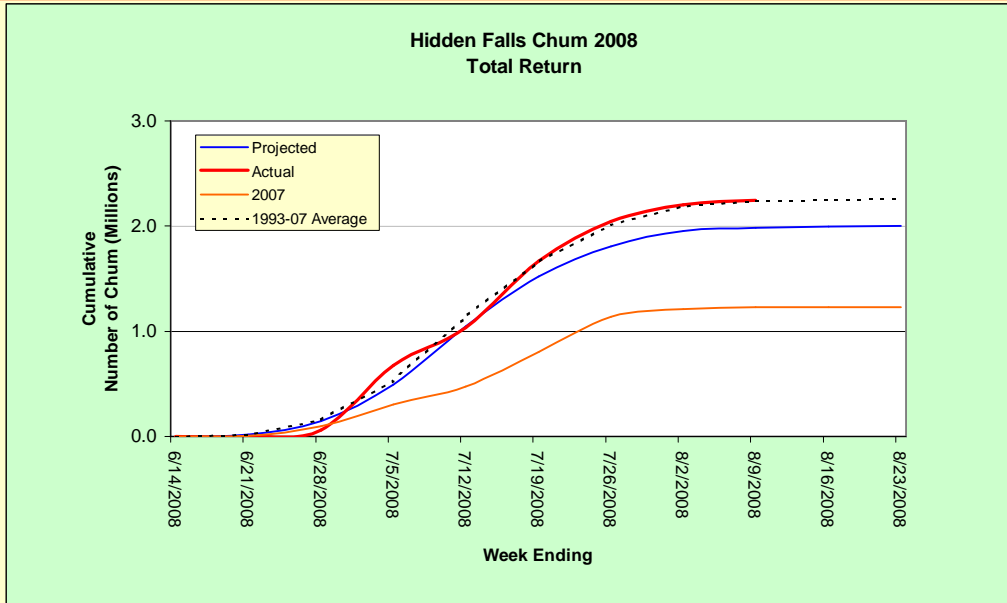
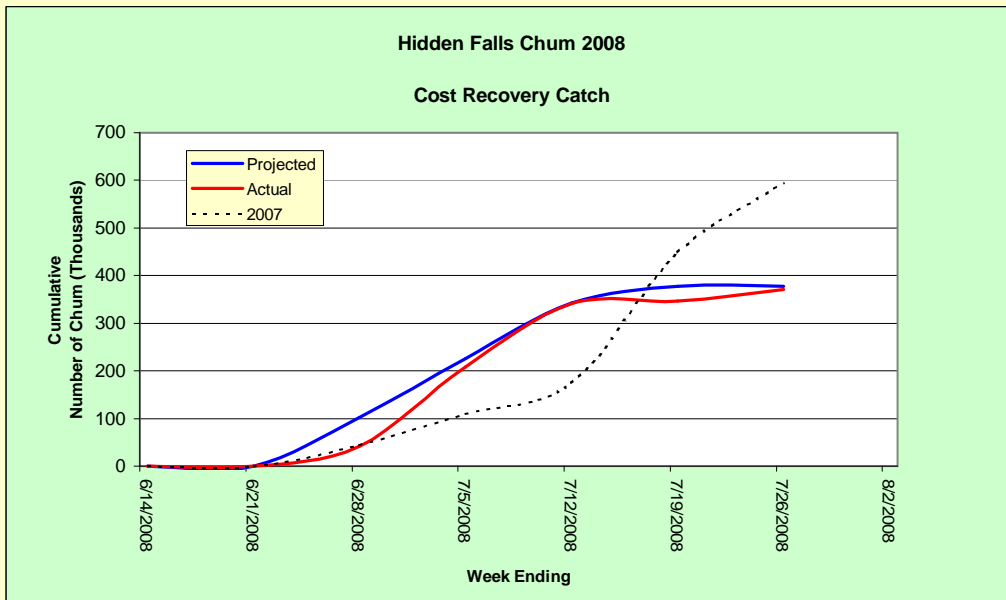


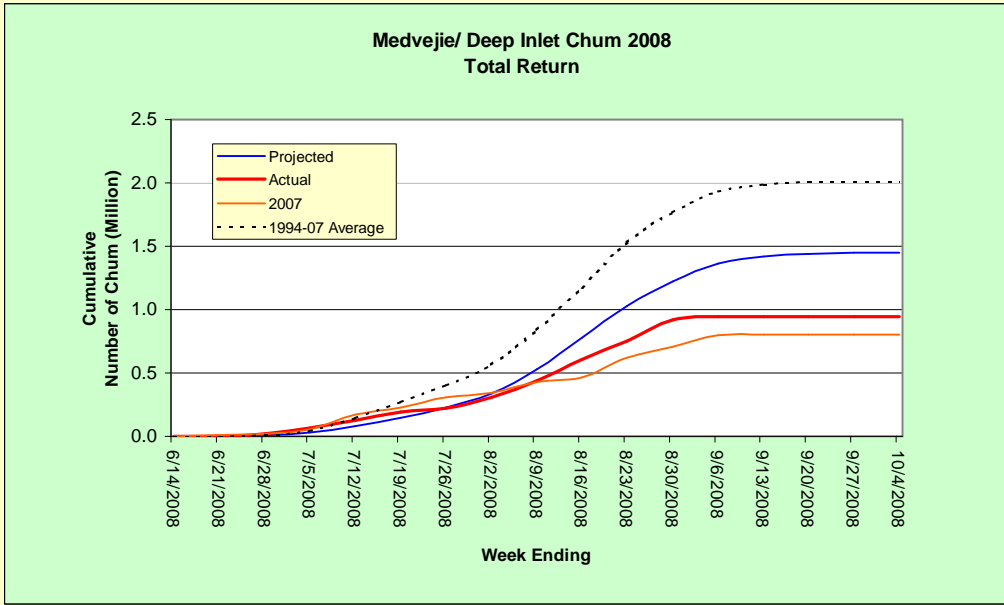
Hidden Falls Chum - Total Return



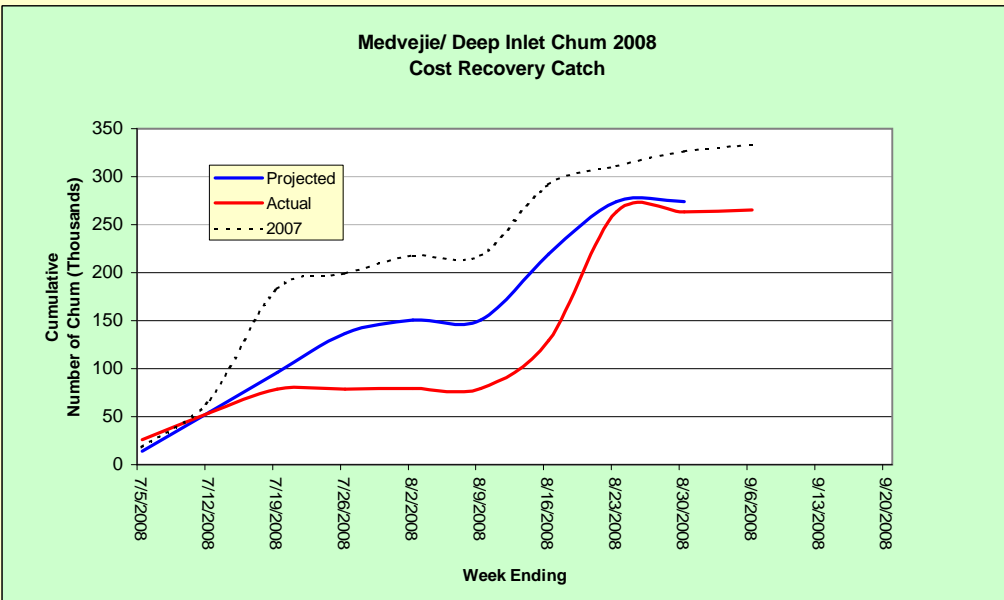
Hidden Falls Chum - Cost Recovery



Medvejie/ Deep Inlet Chum



Medvejie/ Deep Inlet Chum Cost Recovery



NSRAA 2008 Return Update - Catch Statistics

Last Update: October 8, 2008

Projected returns are made by NSRAA. 2008 inseason catch estimates are generally ADF&G area management biologist (AMB) estimates, but may be NSRAA estimates. Consider all inseason estimates PRELIMINARY. Weight and sex ratios are generally based on NSRAA sampling, or are from processor reports.

Hidden Falls Chum - Weekly Return

STAT WEEK	Stat Week Dates		2008 Catch					Weekly Catch Totals		1993-07 average
			Numbers of Fish					2008	2007	
			Seine	Gillnet	Troll	CR	Hatchery			
24	6/8/2008	6/14/2008						-		2,008
25	6/15/2008	6/21/2008						-	7,351	19,280
26	6/22/2008	6/28/2008	19,255			42,163		61,418	93,050	139,423
27	6/29/2008	7/5/2008	446,512			165,724		612,236	205,359	370,870
28	7/6/2008	7/12/2008	180,936			133,592	46,000	360,528	167,093	606,626
29	7/13/2008	7/19/2008	607,796			4,922	23,000	635,718	331,404	524,454
30	7/20/2008	7/26/2008	282,252			24,909	68,500	375,661	331,703	348,553
31	7/27/2008	8/2/2008	136,000				20,000	156,000	77,657	181,691
32	8/3/2008	8/9/2008	42,000					42,000	13,477	43,885
33	8/10/2008	8/16/2008						-		14,851
34	8/17/2008	8/23/2008						-		4,734
			1,714,751	-	-	371,310	157,500	2,243,561	1,227,094	2,256,375
			76%			17%	7%	100%		

Hidden Falls Chum - Cumulative Return

STAT WEEK	Stat Week Dates		2008 Catch					Cumulative Totals		1993-07 average
			Numbers of Fish					2008	2007	
			Seine	Gillnet	Troll	CR	Hatchery			
24	6/8/2008	6/14/2008	-					-	0	2,008
25	6/15/2008	6/21/2008	-					-	7,351	21,288
26	6/22/2008	6/28/2008	19,255			42,163		61,418	100,401	160,711
27	6/29/2008	7/5/2008	465,767			207,887		673,654	305,760	531,581
28	7/6/2008	7/12/2008	646,703			341,479	46,000	1,034,182	472,853	1,138,207
29	7/13/2008	7/19/2008	1,254,499			346,401	69,000	1,669,900	804,257	1,662,660
30	7/20/2008	7/26/2008	1,536,751			371,310	137,500	2,045,561	1,135,960	2,011,213
31	7/27/2008	8/2/2008	1,672,751			371,310	157,500	2,201,561	1,213,617	2,192,904
32	8/3/2008	8/9/2008	1,714,751			371,310	157,500	2,243,561	1,227,094	2,236,789
33	8/10/2008	8/16/2008							1,227,094	2,251,641
34	8/17/2008	8/23/2008							1,227,094	2,256,375

Hidden Falls Chum - Cost Recovery

STAT WEEK	Stat Week Dates		2008 cumulative CR	2007 cumulative CR
24	6/8/2008	6/14/2008	-	-
25	6/15/2008	6/21/2008	-	-
26	6/22/2008	6/28/2008	42,163	44,144
27	6/29/2008	7/5/2008	207,887	110,085
28	7/6/2008	7/12/2008	341,479	174,401
29	7/13/2008	7/19/2008	346,401	448,093
30	7/20/2008	7/26/2008	371,310	594,692
31	7/27/2008	8/2/2008		
32	8/3/2008	8/9/2008		
33	8/10/2008	8/16/2008		
34	8/17/2008	8/23/2008		

(Pre-season projections)

Projected weekly total return	Projected cumulative total return	Projected weekly CR catch	Projected cumulative CR catch
2,000	2,000		-
18,000	20,000		-
128,000	148,000	101,790	101,790
343,000	491,000	124,410	226,200
556,000	1,047,000	116,870	343,070
472,000	1,519,000	33,930	377,000
291,000	1,810,000		377,000
143,000	1,953,000		
33,000	1,986,000		
11,000	1,997,000		
3,000	2,000,000		

CR Goal (fish):	377,000	Broodstock Goal:	130,000
Percent of goal:	98%		121%
CR Goal (pounds):	3,016,000		
to date:	3,098,156		
Percent of goal:	103%		

Medvejie/ Deep Inlet Chum - Weekly Return

STAT WEEK	Stat Week Dates		2008 Catch Numbers of Fish					Weekly Catch Totals		
			Seine	GN	Troll	CR	Hatchery	2008	2007	1994-07 average
24	6/8/2008	6/14/2008		188				188		
25	6/15/2008	6/21/2008		1,515				1,515	8,764	1,694
26	6/22/2008	6/28/2008	10,491	6,963				17,454	12,252	7,332
27	6/29/2008	7/5/2008	7,944	11,333	200	26,319		45,796	32,692	38,879
28	7/6/2008	7/12/2008	15,277	17,144	85	27,914		60,420	117,870	98,342
29	7/13/2008	7/19/2008	27,661	15,114	108	24,216		67,099	56,349	126,008
30	7/20/2008	7/26/2008	15,000	14,071	235	48		29,354	81,737	130,503
31	7/27/2008	8/2/2008	50,400	29,800	4,786	656		85,642	33,390	164,208
32	8/3/2008	8/9/2008	69,000	28,592	30,168		2,000	129,760	87,454	271,922
33	8/10/2008	8/16/2008	47,000	60,400	5,159	50,244	8,000	170,803	34,953	335,277
34	8/17/2008	8/23/2008			2,687	134,065	10,000	146,752	157,322	358,457
35	8/24/2008	8/30/2008	132,000	26,644			6,000	164,644	85,484	235,479
36	8/31/2008	9/6/2008	13,000	5,000		2,184	6,026	26,210	90,962	167,617
37	9/7/2008	9/13/2008						-	4,353	54,270
38	9/14/2008	9/20/2008						-	-	18,348
39	9/21/2008	9/27/2008						-	-	3,060
40	9/28/2008	10/4/2008						-	-	627
41	10/5/2008	10/11/2008						-	-	
			387,773	216,764	43,428	265,646	32,026	945,637	803,582	2,012,023
			41%	23%	5%	28%	3%	100%		

Medvejie/ Deep Inlet Chum - Cumulative Totals

STAT WEEK	Stat Week Dates		2008 Catch Numbers of Fish					Cumulative Totals		
			Seine	GN	Troll	CR	Hatchery	2008	2007	1994-07 average
24	6/8/2008	6/14/2008		188	-	-		188	-	-
25	6/15/2008	6/21/2008		1,703	-	-		1,703	8,764	1,694
26	6/22/2008	6/28/2008	10,491	8,666	-	-		19,157	21,016	9,025
27	6/29/2008	7/5/2008	18,435	19,999		26,319		64,953	53,708	47,905
28	7/6/2008	7/12/2008	33,712	37,143		54,233		125,373	171,578	146,247
29	7/13/2008	7/19/2008	61,373	52,257		78,449		192,472	227,927	272,255
30	7/20/2008	7/26/2008	76,373	66,328		78,497		221,826	309,664	402,758
31	7/27/2008	8/2/2008	126,773	96,128		79,153		307,468	343,054	566,966
32	8/3/2008	8/9/2008	195,773	124,720		79,153	2,000	437,228	430,508	838,889
33	8/10/2008	8/16/2008	242,773	185,120		129,397	10,000	608,031	465,461	1,174,165
34	8/17/2008	8/23/2008	242,773	185,120		263,462	20,000	754,783	622,784	1,532,622
35	8/24/2008	8/30/2008	374,773	211,764		263,462	26,000	919,427	708,268	1,768,102
36	8/31/2008	9/6/2008	387,773	216,764		265,646	32,026	945,637	799,229	1,935,718
37	9/7/2008	9/13/2008	387,773	216,764		265,646	32,026	945,637	803,582	1,989,988
38	9/14/2008	9/20/2008	387,773	216,764		265,646	32,026	945,637	803,582	2,008,337
39	9/21/2008	9/27/2008	387,773	216,764		265,646	32,026	945,637	803,582	2,011,996
40	9/28/2008	10/4/2008	387,773	216,764		265,646	32,026	945,637	803,582	2,012,023
41	10/5/2008	10/11/2008							803,582	2,012,023

Medvejie/ Deep Inlet Chum - Cost Recovery

STAT WEEK	Stat Week Dates		2008 cumulative CR	2007 cumulative CR
24	6/8/2008	6/14/2008		
25	6/15/2008	6/21/2008		
26	6/22/2008	6/28/2008		
27	6/29/2008	7/5/2008	26,319	18,192
28	7/6/2008	7/12/2008	54,233	67,325
29	7/13/2008	7/19/2008	78,449	183,376
30	7/20/2008	7/26/2008	78,497	199,016
31	7/27/2008	8/2/2008	79,153	217,705
32	8/3/2008	8/9/2008	79,153	217,705
33	8/10/2008	8/16/2008	129,397	292,011
34	8/17/2008	8/23/2008	263,462	311,347
35	8/24/2008	8/30/2008	263,462	326,950
36	8/31/2008	9/6/2008	265,646	333,063
37	9/7/2008	9/13/2008		
38	9/14/2008	9/20/2008		
39	9/21/2008	9/27/2008		
40	9/28/2008	10/4/2008		

(Pre-season projections)

Projected weekly total return	Projected cumulative total return	Projected weekly CR catch	Projected cumulative CR catch
1,110	1,110		-
1,567	2,677		-
5,229	7,905		-
20,968	28,873	13,700	13,700
52,399	81,272	41,100	54,800
67,016	148,288	41,100	95,900
81,015	229,303	41,100	137,000
108,920	338,223	13,700	150,700
191,674	529,897		150,700
245,868	775,765	68,500	219,200
254,852	1,030,616	54,800	274,000
191,493	1,222,109		274,000
140,854	1,362,963		
56,324	1,419,287		
22,294	1,441,581		
6,686	1,448,267		
1,821	1,450,088		

CR Goal (fish):	274,000	Broodstock Goal:	55,000
Percent of goal:	97%		58%
CR Goal (pounds):	2,192,000		
to date:	2,202,811		
Percent of goal:	100%		
Pounds To Go:	(10,811)		

Medvejie/ Deep Inlet Chum - Average Weight / Sex Ratios

STAT WEEK	Sample Date	Fishery	Average Weight Pounds	Percent Male	Percent Female
26	6/22/2008	SEINE	9.9	68%	32%
27	6/29/2008	SEINE	9.0	55%	45%
27	7/5/2008	COST REC	8.6	57%	43%
28	7/6/2008	SEINE	8.7	56%	44%
28	7/10/2008	COST REC	8.3	53%	47%
29	7/13/2008	SEINE	8.1	39%	61%
29	7/14/2008	COST REC	8.3	51%	49%
30	7/20/2008	SEINE	8.0	51%	49%
30	7/24/2008	GILLNET	7.8	47%	53%
31	7/27/2008	SEINE	8.8	52%	48%
31	7/30/2008	SEINE	9.0	62%	38%
32	8/3/2008	TROLL	9.7	76%	24%
32	8/4/2008	GILLNET	8.8	51%	49%
32	8/7/2008	TROLL	9.6	71%	29%
32	8/8/2008	GILLNET	8.9	67%	33%
33	8/11/2008	TROLL	9.5	60%	40%
33	8/13/2008	GILLNET	8.5	50%	50%
33	8/16/2008	CR	8.6	55%	45%
34	8/20/2008	CR	8.2	38%	62%
34	8/21/2008	CR		59%	41%
35	8/25/2008	GILLNET	8.1	55%	45%
35	8/29/2008	GILLNET	7.2	39%	61%
36	9/3/2008	GILLNET	7.5	39%	61%
0					
0					
0					

processor reports of higher female counts for this date

Medvejie / Deep Inlet

Daily Log -

DATE	OPENING	CATCH-FISH	CATCH-LBS	BOATS
Thru June 14	COMMERCIAL GILLNET	188		varied
Thru June 21	COMMERCIAL SEINE			1
June 15-21	COMMERCIAL GILLNET	1,515		?
June 22-25	COMMERCIAL SEINE	10,491		5-10
June 22-28	COMMERCIAL GILLNET	6,963		?
June 29, 2008	COMMERCIAL SEINE	7,944		5
July 2, 2008	COMMERCIAL GILLNET	5,667		12
July 3, 2008	COMMERCIAL GILLNET	5,666		12
July 4, 2008	COST RECOVERY	20,920	179,909	1
July 5, 2008	COST RECOVERY	5,908	50,807	1
July 6, 2008	COMMERCIAL SEINE	15,277		9
July 9, 2008	COST RECOVERY	21,429	180,000	1
July 10, 2008	COST RECOVERY	6,240	52,412	1
July 9, 2008	COMMERCIAL GILLNET	8,573		17
July 10, 2008	COMMERCIAL GILLNET	8,572		17
July 13, 2008	COMMERCIAL SEINE	27,661		8
July 14-15	COST RECOVERY	20,311	168,580	2
July 16, 2008	COMMERCIAL GILLNET	7,557		15
July 17, 2008	COMMERCIAL GILLNET	7,557		15
July 18, 2008	COST RECOVERY	3,861	31,277	1
July 20, 2008	COMMERCIAL SEINE	15,000		60
July 23, 2008	COMMERCIAL GILLNET	7,036		16
July 24, 2008	COMMERCIAL GILLNET	7,036		16
July 27, 2008	COMMERCIAL SEINE	32,000		26
July 28, 2008	COMMERCIAL GILLNET	6,000		23
July 29, 2008	COMMERCIAL GILLNET	6,000		23
July 30, 2008	COMMERCIAL SEINE	18,000		27
July 31, 2008	COMMERCIAL GILLNET	7,600		18
August 1, 2008	COMMERCIAL GILLNET	10,200		34
August 3, 2008	COMMERCIAL SEINE	40,000		50
August 3, 2008	COMM. SEINE - TRADITIONAL	14,000		50
August 4, 2008	COMMERCIAL GILLNET	8,000		36
August 5, 2008	COMMERCIAL GILLNET	8,000		36
August 6, 2008	COMMERCIAL SEINE	15,000		47
August 6, 2008	COMM. SEINE - TRADITIONAL	-		47
August 7, 2008	COMMERCIAL GILLNET	6,100		34
August 8, 2008	COMMERCIAL GILLNET	6,100		34
August 10, 2008	COMMERCIAL SEINE	18,000		9
Aug 10-11	COMM. SEINE - TRADITIONAL	4,000		24
August 13, 2008	COMMERCIAL GILLNET	25,400		39
August 14, 2008	COMMERCIAL GILLNET	35,000		39
Aug 14-15	COMM. SEINE - TRADITIONAL	25,000		est
August 16, 2008	COST RECOVERY	50,244	432,100	3
August 17, 2008	COST RECOVERY	20,986	180,476	3
August 20, 2008	COST RECOVERY	97,203	797,064	2
August 21, 2008	COST RECOVERY	15,876	130,186	2
August 24, 2008	COMMERCIAL SEINE	118,000		55
August 25, 2008	COMMERCIAL GILLNET	7,500		58
August 26, 2008	COMMERCIAL GILLNET	7,500		58
August 27, 2008	COMMERCIAL SEINE	14,000		18
August 28, 2008	COMMERCIAL GILLNET	5,800		30
August 29, 2008	COMMERCIAL GILLNET	5,844		30

confidential

(THA/TRAD)
incl. in THA numbers (small catch)

Medvejie / Deep Inlet

Daily Log -

DATE	OPENING	CATCH-FISH	CATCH-LBS	BOATS
August 31, 2008	COMMERCIAL SEINE	13,000		15
September 3, 2008	COMMERCIAL GILLNET	5,000		16
September 4, 2008	THA closed until further notice due to broodstock shortage at Bear Cove			

Totals 866,724 2,202,811

COMMERCIAL SEINE	344,373	
COMM. SEINE - TRADITIONAL	43,000	
COMMERCIAL GILLNET	216,374	
Cost Recovery	262,977	2,202,811
	866,724	-

Note: Daily log data reflects in-season catch estimates.