

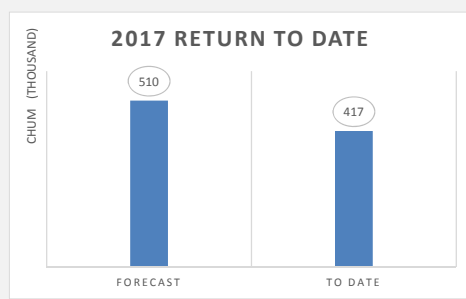
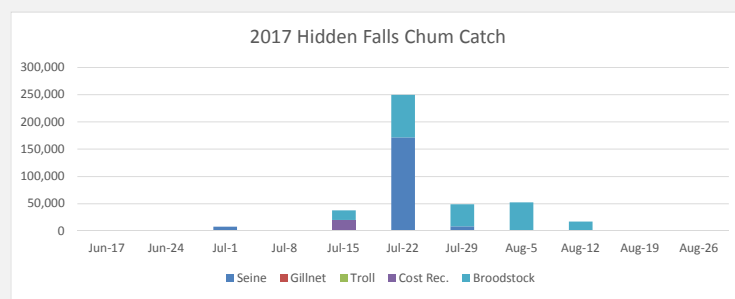
Total Hidden Falls catch to date is 416,569 chum salmon.

Hidden Falls 2017 Return - Catch Statistics

Last Update: August 14, 2017

Cost Rec. Assessment per lb.: \$	-	Broodstock Goal:	190,000
Percent of goal:		#DIV/0!	108%
		to date:	205,987

Forecast:	510,000	
to date:	416,569	81.68%

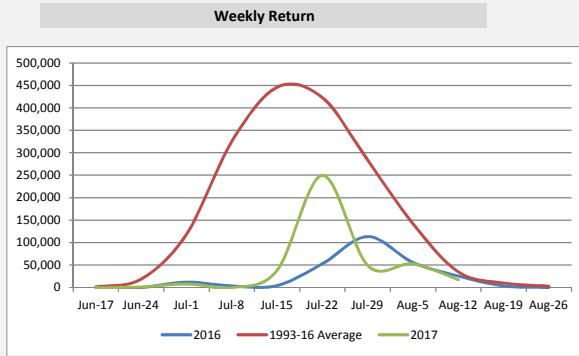
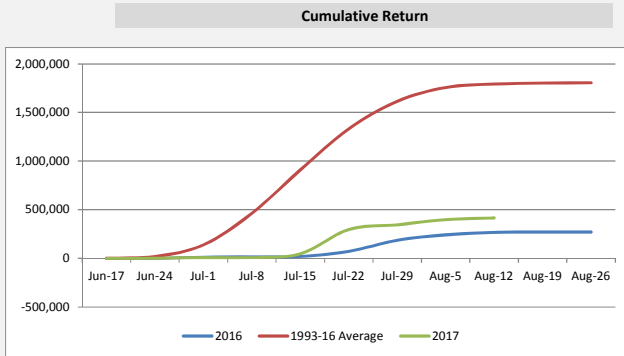


Hidden Falls Chum - Weekly Return

STAT Week Dates			2017 Number of Fish					Weekly Catch Totals		
STAT WEEK	Begin	End	Seine	Gillnet	Troll	Cost Rec.	Hatchery	2017	2016	1993-16 Average
24	6/11/17	6/17/17			1			1	7	1,313
25	6/18/17	6/24/17	1,357		1			1,358	0	18,871
26	6/25/17	7/1/17	8,031					8,031	12,118	118,665
27	7/2/17	7/8/17						-	3,581	325,248
28	7/9/17	7/15/17				20,415	17,846	38,261	4,401	446,102
29	7/16/17	7/22/17	172,000				77,818	249,818	53,099	422,872
30	7/23/17	7/29/17	8,777				40,192	48,969	113,485	283,452
31	7/30/17	8/5/17					52,763	52,763	55,615	142,009
32	8/6/17	8/12/17					17,368	17,368	25,638	34,743
33	8/13/17	8/19/17						-	3,657	10,000
34	8/20/17	8/26/17						-	-	3,087
Totals			190,165		2	20,415	205,987	416,569	271,601	1,806,363

Percent of Return: Seine 46%, Gillnet 0%, Troll 0%, Cost Rec. 5%, Hatchery 49%, 2017 Total 100%

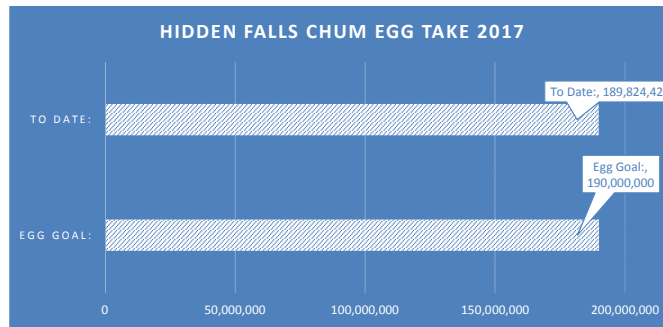
color = some catch pending for these estimates



Hidden Falls Chum Egg Take

Egg Goal:	190,000,000
To Date:	189,824,420 100%
To Go:	175,580

Thru 8/14/2017



Hidden Falls's Eggtake Goal is 190,000,000 green eggs:

Hidden Falls Chum Eggtake

Group	Eggs	Goal	Rearing Site
HF 4.0 Towed	10,071,980	10,000,000	Kasnyku Bay
HF 4.0 Not Towed	7,996,080	8,000,000	Kasnyku Bay
HF REG Towed	20,911,020	20,500,000	Kasnyku Bay
HF REG Not Towed	17,517,720	17,500,000	Kasnyku Bay
Bear Cove 4.0	8,011,080	8,000,000	Bear Cove
Bear Cove REG	12,045,320	12,000,000	Bear Cove
Deep Inlet	24,059,080	24,000,000	Deep Inlet
Gunnuk Creek	10,330,960	10,000,000	Gunnuk Creek
SEC 4.0	20,007,180	20,000,000	Southeast Cove
TB 4.0	9,889,880	10,000,000	Thomas Bay
SEC Regular	35,018,780	35,000,000	Southeast Cove
TB Regular	13,965,340	15,000,000	Thomas Bay
Port Armstrong			
Total	189,824,420	190,000,000	

Hidden Falls Chum Eggs - Summary by Rearing Size Group

Rearing Site	Size Group		Total
	2.0	4.0	
Kasnyku Bay	38,000,000	18,000,000	56,000,000
Southeast Cove	35,000,000	20,000,000	55,000,000
Gunnuk Creek	10,000,000		10,000,000
Thomas Bay	15,000,000	10,000,000	25,000,000
Deep Inlet	24,000,000		24,000,000
Bear Cove	12,000,000	8,000,000	20,000,000
	134,000,000	56,000,000	190,000,000